



# AGRICULTURAL CATALOGUE

Since 1948 designing and  
manufacturing filtration  
systems

2023

[www.lama.es](http://www.lama.es)



Filtration



Technology



Irrigation

# INDEX

<b>03</b>	Selection guide
<b>04</b>	Advantages and technology
<b>07</b>	E-commerce <b>LAMA</b>
<b>08</b>	Warranty and quality certificates
<b>09</b>	<b>1. - LAMA Sand Filters</b>
<b>11</b>	1. - Sand
<b>12</b>	1.2 . - Sand. Automatic kit sand filters in polyethylene
<b>13</b>	1.3 . - Sand. Automatic kit sand filters in carbon steel
<b>14</b>	1.3 - Sand. Compact modular automatic sand and screen stations
<b>18</b>	<b>2. - LAMA Disc Filters</b>
<b>21</b>	2.1 - AutoSenior kit
<b>22</b>	2.1.1 - AutoSenior compact
<b>23</b>	2.1.2 - Autosenior compact with ringlock clamp
<b>24</b>	2.1.3 - Autosenior 4"
<b>25</b>	2.2 - Compact modular automatic disc stations MasterMegadisc
<b>25</b>	2.3 - Compact modular automatic disc stations Rotativos
<b>26</b>	2.4 - Compact modular automatic disc stations AutoMaster
<b>27</b>	2.5 - Manual disc Senior filters
<b>28</b>	2.6 - Manual metal disc filters
<b>30</b>	<b>3 - LAMA Screen Filters</b>
<b>33</b>	3.1 - Hydraulic automatic filters Eko.
<b>34</b>	3.2 - Hydraulic automatic filters EkoLu
<b>36</b>	3.3 - Electric automatic filters Automesh
<b>38</b>	3.4 - Hydraulic automatic filters EkoSenior
<b>39</b>	3.5 - Manual screen Senior filters
<b>40</b>	3.6 - Semiautomatic Screen filters
<b>41</b>	3.7 - Manual metal screen filters
<b>42</b>	3.8 - Centrifuge metal screen filters
<b>44</b>	<b>Programmer</b>
<b>45</b>	<b>Hydrocyclones</b>
<b>46</b>	<b>Globo LAMA</b> valves
<b>47</b>	<b>Globo Plastic LAMA</b> valves
<b>48</b>	<b>Accesoires and spare parts</b>
<b>57</b>	Sales conditions

**IMPORTANT WARNING:** the price list for the current fiscal year 2023, that is published herein, is merely informative, and is an estimation, so it could undergo changes throughout the year due to possible changes in the price of raw materials. The company is neither subject to nor obliged to maintain the prices indicated in the tariff, nor to publish any potential variation thereof. The version of the website <https://lama.es/distribuidores-lama> is the current and updated version.



# Selection Guide

## PARAMETERS YOU SHOULD KNOW BEFORE PLACING AN ORDER:

For a properly decision about a LAMA filtration station, please fill in this document and send us it to lama@lama.es

### 1. COLLECTED WATER (Please choose one of them)



River



Reservoirs



Wastewater



Water well

<50ppm     50-100ppm     100-200ppm     >200ppm     \_\_\_\_\_ ppm

### 2. FILTRATION (Fill all in)

• Maximum flow \_\_\_\_\_ m<sup>3</sup>/h                      • Working pressure \_\_\_\_\_ kg/cm<sup>2</sup>

• Minimum flow \_\_\_\_\_ m<sup>3</sup>/h                      • Flow working \_\_\_\_\_ m<sup>3</sup>/h

• Washing flow and minimum pressure available \_\_\_\_\_ m<sup>3</sup>/h

Sand             Screen             Disc

220V             110V             12V

### 3. APPLICATION (Please choose one of them)




Tape



Drip



Pivot



Sprinkler



## Advantages, Technology and Sustainability

### RESPONSIBLE MANAGEMENT

#### - NEW SURFACE TREATMENT FOR STEEL FILTERS

After a process of change in the surface treatment that our filters are submitted, we have introduced the process called **NANOTECHNOLOGY** in one of the baths. It brings more security, ecology, flexibility and less water and energy are used.

#### - NEW NANOPLUS TECHNOLOGY TREATMENT

The new **NANOPLUS TECHNOLOGY** treatment, which is applied to our screen filters, improves their performance, durability and resistance.

#### - NO MORE ELECTRICITY:

Due to our commitment to sustainability, LAMA **will not use electrical consumption** in all the factory. We have installed of a **solar thermal plant**. The solar station will provide all the necessary energy that Lama needs for the regular activity; which is 132 kv.



**nanoPLUS<sup>+</sup>**  
TECHNOLOGY



### QR CODES AS A COMMITMENT TO RESOURCE OPTIMISATION

Thanks to the **personalized QR code** and its data synthesis capacity, the user will be able to access the following content in a simple and agile way:

- **Main characteristics.**
- **Download product data.**
- **Download user guide.**
- **Assembly and disassembly video.**
- **Reference images of these products.**

Furthermore, we ensure that the customer is always up to date with the information they need for the proper operation of their filter, valve or programmer.

### RESTRUCTURE OUR PACKAGING OF OUR PRODUCTS

According to of sustainable management agenda, we have started to restructure our packaging of our products. Specifically, we have started this process with our **SAND filters**.

Thanks to this choice, we have reduced our use of **plastic by 93%**, which equates to **1.4kg less plastic per sand filter** shipped.





# AUTOMATIC SCREEN FILTERS

## AutoMesh & EkoLU

The tight-fitted sections result in an **increased useful surface** when compared to other cartridges sold in the market.



Registered design

### AUTOMATIC SCREEN FILTERS

We are launching to the market our new automatic screen filters **AutoMesh®** and **EKOLU®**.

Many product features have been improved, thanks to the processes of the company's R&D Department; **the morphology of the filters body, the accessories have been reorganised and an increased useful surface.**

The main new feature is the system's ground breaking **filtering cartridge**. The engineering depart-

ment has carefully studied the resistance of the new cartridge, with mathematical formulas used to simulate possible deformations. It has been designed with a honeycomb structure, **fully injected in polyamide**. In addition, the injection process is carried out in a single cartridge-screen phase. The cartridge is optimised for the cleaning process, using the water used during this phase.

All of this will achieve higher manufacturing speeds and shorter delivery times.

## LAMA Programmers

### RIO8

#### NEW PROGRAMMER **RIO**®

Our automatic filter stations are equipped with efficient cleaning programmers, such as the new **RIO**® device. It has 8 outputs (220v) and is very easy to use, just follow a few steps to be fully configured and ready to work. It has a control unit from which all available operations can be performed. The programmer is available in Spanish, English and French..



### mini's

The cleaning programmer **Mini's** is designed for the **automatic hydraulic screen filter** family EKO (EKO, EKOLU and EKOSENIOR).

The end-user does not have to worry about programming the duration of the backwashing so the regulation is automatic. The limit switch regulates itself automatically, depending on the flow and pressure, thanks to an inductive sensor in the hydraulic cylinder of the filters.

Furthermore, **Mini'S** can be settled using batteries as well as an electrical transformer for the stations with electricity.





# E-Commerce **Lama**

Our new e-commerce offer our customers a quick and comfortable shopping experience.

Within our strategy for the coming years, one of the key points is the optimization of the buying process. This project has meant for **LAMA** a revision of the processes, with the objective of being the leading company within the sector for professionals both for the online and offline channels.

**The new e-commerce LAMA** supposes for our clients a great number of improvements, that we would like to summarize in 4 points:

**1. Quick purchase in a single click:** we have reorganized the product families, as well as the descriptions of the articles to facilitate the search of it in a single step.

**2. 100% responsive page:** the possibility of making your purchases or management from any device, whether it is a computer, smartphone or tablet.

**3. 24/7 online management:** we have incorporated all the information so that you can consult and download your orders, invoices or delivery notes.

**4. Direct communication with the customer:** we want to inform our customers automatically about the status of their requirements or orders, so the purchase process is always updated. All this, accompanied by a close and reliable communication.

The illustration features a central tablet held by two hands, displaying the Lama e-commerce interface. The screen shows a shopping cart titled 'Mi compra' with a total of 499,90 €. Below the cart, there is a newsletter subscription field. Surrounding the tablet are five circular callouts, each containing a different product: red metal components, two black industrial lamps labeled 'Lama Senior', two pressure gauges, and three black O-rings. A QR code is positioned in the top right corner of the illustration area.

[www.lamastore.es](http://www.lamastore.es)



# Quality Certificates and Warranty

This is a translation of the certificate ES13/14728

The management system of  
**GRUPO LAMA (FERNANDO LAMA, S.L.U. Y LAMA SISTEMAS DE FILTRADO, S.L.U.)**  
 Pol. Ind. Guadaquivir, C/ Artesanía, naves 1, 3 y 5 - 41120 Geveas, Sevilla  
 has been assessed and certified as meeting the requirements of  
**ISO 9001:2015**  
 For the following activities  
 Design and manufacturing of filtering systems.



This certificate is valid from 8 November 2022 until 16 September 2025 and remains valid subject to satisfactory surveillance audits.  
 Issue 6. Certified with SGS since 16 September 2013.  
 Multiple certificates have been issued for this scope, the main certificate is numbered ES13/14728  
 Certified activities performed by additional sites are listed on subsequent pages.

Last certificate expiry date 16 September 2022  
 Recertification audit date 16 September 2022

Authorised by \_\_\_\_\_


SGS International Certification Services Iberica, S.A.U.  
 C/ Trespademe, 29. 28042 Madrid, España  
 t+34 91 313 8115 - www.sgs.com



This document is an authentic electronic certificate for Client business purposes use only. Printed version of the electronic certificate are permitted and will be considered as a copy.  
 This document is issued by the Company subject to SGS General Conditions of certification services available on Terms and Conditions (SGS). Attention is drawn to the limitation of liability, indemnification and jurisdictional clauses contained therein. This document is copyright protected and any unauthorised alteration, forgery or falsification of the content or appearance of this document is unlawful.

Page 1 / 2



## PRODUCT WARRANTY

- All Product are guaranteed for 1 year from invoice date.
- The warranty period against holes/punctures due to corrosion is 2 years.
- The warranty is limited to the replacement of the faulty parts after Lama personnel approval.
- Please check the products technical data, their maximum pressure ratings and minimum backwash ratings, by their model, and must be utilized as intended. Please also check the recommended flow for every product as well as the kind of water, each.
- The physical filtration of water shall be in particle diameters no greater than the filtration degree allowed by the filtering element used.
- You must read the user guide before connect and set up the product.


### WARRANTY EXCLUSIONS

- The breakage, removal or manipulation of the serial numbers or labelling of the product will be a cause for cancellation of the warranty.
- Lama will not be responsible for damage caused by accidents, improper transport, loss, improper handling or unauthorized modifications to the product.
- Lack of periodic cleanings outlined in the operating manual given with the product.
- Lack of maintenance resulting in wear (fatigue in the material or wear due to abrasion, installation vibrations, or high temperatures)
- Voltages higher or lower than those indicated in the programmer.
- Humidity in the programmer, solenoids, and other electrical material.
- Wear in the hydrocyclones due to sand and stone abrasion.
- Pressures that are higher or lower than those indicated in the product catalog tables for the ordered product.
- Poor quality water or acid environments, decantation, precipitation, and buildup of bacteria or algae.
- Water hammer damage due to operator error or an inadequate setup, transportation or handling damage and expenses.
- Poor or inadequate assembly, operating the filter in an enclosed area or sunken pit (enclosed or open).
- Valves and solenoids are excluded if drainpipes run under pressure.
- Water qualities or concentrations of impurities beyond the values given in the tables.
- Third-party damage, theft, or vandalism.

### WARRANTY CLAIMS

- This product has been subject to factory testing and it has met all quality standards. However, if you do find a defect, please notify your dealer. To make any claim, you must present a warranty claim document, outlining the item and batch shown on the product nameplate, and where possible the purchase invoice.

Article: \_\_\_\_\_  
 Lot: \_\_\_\_\_  
 Date: \_\_\_\_\_  
 Signature: \_\_\_\_\_

## MANUFACTURING STANDARDS

All of our products are subject to strict quality controls during the manufacturing process, apart from completely fulfilling current regulations as well as for the elaboration of filtering equipment for agriculture use, both at an international and a European level (ISO and CEN are currently being updated and others are being fulfilled. LAMA actively takes part as a member of the working

group WG5 of the technical committee TC334 of CEN). **LAMA** has a quality insurance system certified according to the norm **ISO-9001:2015 by SGS as designing and manufacturing of filtering systems.**

Our products are in agreement with the whole of it obligations that concern us in accordance with the instruction established for the **CE** positioning.







# 1. Sand Filters

**Sand filtering** consists of the physical retention of dirt in holes formed between grains used in the entire filter layer. It is depth filtration, and this characteristic makes it the most effective of all systems. It can be used with highly contaminated water.





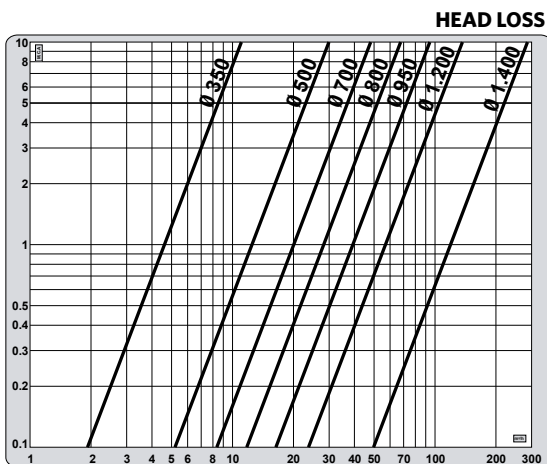
**CLASSIFICATION**

**According to the backwashing process:**

- Self-cleaning
- Semi-automatic
- Manuals

**According to the construction material:**

- Carbon steel painted in polyester epoxy



Results obtained in our factory with approved measuring instruments, using clean water as a liquid for assessment and volcanic sand of 1.2 mm.



Volcanic  
Grain: 1-3 mm "S"



Siliceous  
Grain: 1-2 mm "S"



Glass  
Grain: 0,4 -3 mm "S"



FILTER
Code
FA700
FA800
FA950
FA1200

FILTER + VALVE
Code
FA70BAS
FA80BAS
FA95BAS
FA12BAS

KIT
Code
FA70E
FA80E
FA95E
FA12E





# 1.1 Sand Filters

**Arena**



Flow Limit 5m H.D.	Max. recommended flow (m³/h)			Filtration Surface (cm²)	Description	Code
	< 50ppm	50/100ppm	100/200ppm			
8,5	3	1,8	1,2	960	1" Filter	<b>FAV1</b>
23	7,5	4,5	3	1.960	1½" Filter	<b>FA500R</b>
37	12,5	7,5	5	3.850	2" Filter	<b>FA700</b>
52	17,5	10,5	7	5.030	3" Filter (short)	<b>FA800</b>
73	25	15	10	7.090	3" Filter	<b>FA950</b>
105	35	21	14	11.310	4" Filter	<b>FA1200</b>
37	12,5	7,5	5	3.850	2" Double camera and nozzles filter	<b>FD700</b>
73	25	15	10	7.090	3" Double camera and nozzles filter	<b>FD950</b>
105	35	21	14	11.310	4" Double camera and nozzles filter	<b>FD1200</b>

25 kg siliceous sand bag				<b>AR50</b>	25 kg Volcanic sand bag				<b>ARBA</b>
C (mm.)	A (Ø Vic.)	E (mm.)	H (mm.)	Net weight (Kg)	Gross weight (Kg)	Package volume (m³)	Sand Kg.	Code	
350	1" Rosca H	637	155	22,5	33	0,180	30	<b>FAV1</b>	
500	1,5" Rosca H	930	350	40	61	0,620	100	<b>FA500R</b>	
700	2" Vic	965	350	60	81	0,810	200	<b>FA700</b>	
800	3" Vic	1.128	450	78,5	100	0,960	300	<b>FA800</b>	
950	3" Vic	1.220	450	117	139	1,620	500	<b>FA950</b>	
1.200	3"-4" Vic	1.275	450	216	240	2,456	800	<b>FA1200</b>	
700	2" Vic	965	350	74	95	0,810	170	<b>FD700</b>	
950	3" Vic	1.220	450	150	175	1,700	420	<b>FD950</b>	
1.200	3"-4" Vic	1.275	450	260	281	2,500	700	<b>FD1200</b>	





- Sand filters can be equipped with **THREAD** or **DIN FLANGES** outlet at the same price, under request. Please ask for availability.

- Ask us for VIC plastic connection for **FA950** and **FA800**.

**\* Consult page 44 for option with programmer and number of stations.\***



Description	Code
General kit up to 6 filters : programmer + suction pad + wiring + manometre + auxiliary filters ...	<b>KCE6</b>

Description		Code
Polyethylene collector Ø4" x 2 exits 3" for FA70E/FA80E	 <b>LAMA CPA423</b>	<b>CPA423</b>
Polyethylene collector Ø4" x 3 exits 3" for FA70E/FA80E	 <b>LAMA CPA433</b>	<b>CPA433</b>
Polyethylene collector Ø6" x 2 exits 3" for FA95E/FA12E	 <b>LAMA CPA623</b>	<b>CPA623</b>
Polyethylene collector Ø6" x 3 exits 3" for FA95E/FA12E	 <b>LAMA CPA633</b>	<b>CPA633</b>

Flow Limit 5m H.D.	Max. recommended flow (m³/h)			Filtration Surface (cm²)	Kit Description	Filters
	<50ppm	50/100 ppm	100/200 ppm			
74	25	15	10	7.700	<b>2 filters</b> FA70E + <b>1</b> KCE6 + <b>2</b> CPA423	2
111	37,5	22,5	15	11.550	<b>3 filters</b> FA70E + <b>1</b> KCE6 + <b>2</b> CPA433	3
104	35	21	14	10.050	<b>2 filters</b> FA80E + <b>1</b> KCE6 + <b>2</b> CPA423	2
156	52,5	31,5	21	15.090	<b>3 filters</b> FA80E + <b>1</b> KCE6 + <b>2</b> CPA433	3

- Ask us for **VIC plastic** connection for **FA80E filter**.
- The kits are also available for **Ø950 and Ø1200 filters**. Please ask us.
- The **filtering element is not included and the station is dismantled** - **We recommend** to install at the station output a security screen or disc filter (**which is not included**).
- The programmer is **220V**, for any other request please ask or check the programmer guide. The products on this page are dismantled. The user must join all the pieces to put together the filtration system. The kit's pieces can **not be divisible**.

### 1.3 Sand. AUTOMATIC SAND KIT IN CARBON STEEL

**Arena**



Description	Code
General kit up to 6 filters : programmer + suction pad + wiring + manometre + auxiliary filters ...	<b>KCE6</b>

Description	Code
Collector 6" x 1 output 3" for FA95E / FA12E odd	<b>LAMA CV613</b>
Collector 6" x 2 output 3" for FA95E / FA12E plug	<b>LAMA CV623</b>

Flow Limit 5m H.D.	Max. recommended flow (m³/h)			Filtration Surface (cm²)	Kit Description	Filters
	<50ppm	50/100 ppm	100/200 ppm			
146	50	30	20	14.180	<b>2 filters FA95E + 1 KCE6 + 2 CV623</b>	2
219	75	45	30	21.270	<b>3 filters FA95E + 1 KCE6 + 2 CV623 + 2 CV613 + 2 VIC6</b>	3
292	100	60	40	28.360	<b>4 filters FA95E + 1 KCE6 + 2 CV623 + 4 CV613 + 4 VIC6</b>	4
438	150	90	60	42.540	<b>6 filters FA95E + 1 KCE6 + 2 CV623 + 8 CV613 + 8 VIC6</b>	6
210	70	42	28	22.620	<b>2 filters FA12E + 1 KCE6 + 2 CV623</b>	2
315	105	63	42	33.930	<b>3 filters FA12E + 1 KCE6 + 2 CV623 + 2 CV613 + 2 VIC6</b>	3
420	140	84	56	45.240	<b>4 filters FA12E + 1 KCE6 + 2 CV623 + 4 CV613 + 4 VIC6</b>	4
630	210	126	84	67.860	<b>6 filters FA12E + 1 KCE6 + 4 CV623 + 4 CV613 + 2 TV8V6 + 8 VIC6</b>	6

<b>B4DV6</b>	<b>B4AV6</b>	<b>B6AV6</b>	<b>B6DV6</b>	<b>VIC6</b>
<b>V6V4</b>	<b>TB8DV6</b>	<b>TB8AV6</b>	<b>TV8V6</b>	<b>VIC8</b>

- Ask us for **VIC plastic** connection for **FA95E** filter.
- The are also available for **Ø900 filters and Ø1200 filters and for 8, 10 and 12 filter configuration**. Please ask us.
- The **filtering element is not included and the station is dismantled - We recommed** to install at the station output a security screen or disc filter **(which is not included)**.
- The standard programmer is for **220V**, please ask or check the programmer guide. The products on this page are dismantled. The user must join all the pieces to put together the filtration system. The kit's pieces can **not be divisible**.



**INFORMATION**

- + **Station:** is composed of filters + collectors + Globo Plastic valve
- + **Sand:** is composed of **station** + **sand**.
- + **Manual screen:** is composed of **sand** + manual screen filter.



**FA95X1MS**



**FA95X2MS**

Flow Limit 5m H.D.	Max. recommended flow (m <sup>3</sup> /h)			Filtration Surface (cm <sup>2</sup> )	Description Collector diameter	+ Station	+ Sand	+Manual screen filter	+Auto. screen filter	Code
	< 50ppm	50/100ppm	100/200ppm							
37	12,5	7,5	5	3.850	FA700 X 1	---	---	---	---	FA70P1PS
					Ø2"	---	---	---	FA70P1AS	
					FMS2	---	---	---	FA70P1MS	
52	17,5	10,5	7	5.030	FA800 X 1	---	---	---	---	FA80X1PS
					Ø3"	---	---	---	FA80X1AS	
					FVM3	---	---	---	FA80X1MS	
73	25	15	10	7.090	FA950 X 1	---	---	---	---	FA95X1PS
					Ø3"	---	---	---	FA95X1AS	
					FVM3	---	---	---	FA95X1MS	
74	25	15	10	7.700	FA700 X 2	---	---	---	---	FA70P2PS
					Ø3"	---	---	---	FA70P2AS	
					FMY3	---	---	---	FA70P2MS	
					Eko 3"	---	---	---	FA70P2ES	
104	35	21	14	10.060	FA800 X 2	---	---	---	---	FA80X2PS
					Ø4"	---	---	---	FA80X2AS	
					FM4B	---	---	---	FA80X2MS	
					Eko 4"	---	---	---	FA80X2ES	

- Ask us for **VIC plastic** connection for **FA950 and FA800** filters.

**\* Consult page 44 for option with programmer and number of stations.\***

### 1.3 Sand. COMPACT MODULAR AUTOMATIC SAND AND SCREEN STATIONS

**Arena**



**INFORMATION**

- + **Station:** is composed of filters + collectors + Globo Plastic valve.
- + **Sand:** is composed of **station** + **sand filtering**.
- + **Eko Auto.:** is composed of **sand** + automatic screen filter.
- + **Manual screen:** is composed of **sand** + manual screen filter.



**FA95X2ES**

Flow Limit 5m H.D.	Max. recommended flow (m <sup>3</sup> /h)			Filtration Surface (cm <sup>2</sup> )	Description	+ Station	+ Sand	+ EKO Auto.	+Manual screen filter	Code
	< 50ppm	50/100ppm	100/200ppm							
146	50	30	20	14.180	FA950 X 2 Ø4" 1 Line	---	---	---	---	FA95X2PS
					Eko 4"	---	---	---	---	FA95X2AS
					FM4B	---	---	---	---	FA95X2ES
						---	---	---	---	FA95X2MS
219	75	45	30	21.270	FA950 X 3 Ø6" 1 Line	---	---	---	---	FA95X3PS
					Eko 6"	---	---	---	---	FA95X3AS
					FMY6	---	---	---	---	FA95X3ES
						---	---	---	---	FA95X3MS
292	100	60	40	28.360	FA950 X 4 Ø6" 1 Line	---	---	---	---	FA95X4PS
					Eko 6"	---	---	---	---	FA95X4AS
					FMY6	---	---	---	---	FA95X4ES
						---	---	---	---	FA95X4MS
438	150	90	60	42.540	FA950 X 6 Ø6" 1 Line	---	---	---	---	FA95X6PS
					Eko 6"	---	---	---	---	FA95X6AS
					FMY6	---	---	---	---	FA95X6ES
						---	---	---	---	FA95X6MS
584	200	120	80	56.720	FA950 X 8 Ø8" 2 Línes	---	---	---	---	FA95X8PS
					Eko 8"	---	---	---	---	FA95X8AS
					FMY8	---	---	---	---	FA95X8ES
						---	---	---	---	FA95X8MS
730	250	150	100	70.900	FA950 X 10 Ø8" 2 Línes	---	---	---	---	FA9510PS
					Eko 8"	---	---	---	---	FA9510AS
					FMY8	---	---	---	---	FA9510ES
						---	---	---	---	FA9510MS
876	300	180	120	85.080	FA950 X 12 Ø10" 2 Línes	---	---	---	---	FA9512PS
					Eko 10"	---	---	---	---	FA9512AS
					FM10	---	---	---	---	FA9512ES
						---	---	---	---	FA9512MS

- Ask us for **Vic plastic** connection for **FA950 filters**.  
 - It is also available in **polyethylene collectors**.

\* Consult page 44 for option with programmer and number of stations.\*



### INFORMATION

- + **Station:** is composed of filters + collectors + Globo Plastic valve.
- + **Sand:** is composed of **station** + **sand filtering**.
- + **Eko Auto.:** is composed of **sand** + automatic screen filter.
- + **Manual screen filter:** is composed of **sand** + manual screen filter.



Flow Limit 5m H.D.	Max. recommended flow (m <sup>3</sup> /h)			Filtration Surface (cm <sup>2</sup> )	Description	+ Station	+ Sand	+ EKO Auto.	+ Manual screen filter	Code
	< 50ppm	50/100ppm	100/200ppm							
210	70	42	28	22.620	FA1200 X 2 Ø6" 1 Line	---	---	---	---	FA12X2PS FA12X2AS
					Eko 6"	---	---	---	FA12X2ES	
					FMY6	---	---	---	FA12X2MS	
315	105	63	42	33.930	FA1200 X 3 Ø6" 1 Line	---	---	---	---	FA12X3PS FA12X3AS
					Eko 6"	---	---	---	FA12X3ES	
					FMY6	---	---	---	FA12X3MS	
420	140	84	56	45.240	FA1200 X 4 Ø6" 1 Line	---	---	---	---	FA12X4PS FA12X4AS
					Eko 6"	---	---	---	FA12X4ES	
					FMY6	---	---	---	FA12X4MS	
630	210	126	84	67.860	FA1200 X 6 Ø8" 1 Line	---	---	---	---	FA12X6PS FA12X6AS
					Eko 8"	---	---	---	FA12X6ES	
					FMY8	---	---	---	FA12X6MS	
840	280	168	112	90.480	FA1200 X 8 Ø10" 2 Lines	---	---	---	---	FA12X8PS FA12X8AS
					Eko 10"	---	---	---	FA12X8ES	
					FM10	---	---	---	FA12X8MS	
1.050	350	210	140	113.100	FA1200 X 10 Ø10" 2 Lines	---	---	---	---	FA1210PS FA1210AS
					Eko 10"	---	---	---	FA1210ES	
					FM10	---	---	---	FA1210MS	
1.260	420	252	168	135.720	FA1200 X 12 Ø12" 2 Lines	---	---	---	---	FA1212PS FA1212AS
					Eko 8" X 2	---	---	---	FA1212ES	
					FMY8 X 2	---	---	---	FA1212MS	

- Ask us for **Vic plastic** connection for **FA1200**.
- It is also available in **polyethylene collectors**.

\* Consult page 44 for option with programmer and number of stations.\*









## 2. Disc Filters

**The disc performs** physical filtration by retaining solids that are not dissolved in the water in channels. Filtration takes place due to the effect of the overlapping of a set of discs, installed in a strong and secure structure. The disc channels allow filtration to take place deeply.










**CLASSIFICATION**

**According to the backwashing process:**

- Self-cleaning
- Semi-automatic
- Manuals

**According to the construction material:**

- Plastic. Glass fiber reinforced polyamide
- Carbon steel painted in polyester epoxy
- Stainless steel



Standard disc 190µ



**AUTOSENIOR LOW PRESSURE FILTERS**

AutoSenior **LOW PRESSURE** just needs a minimal pressure of **1,5 Kg/cm<sup>2</sup>** for the cleaning step.

LAMA closure



FILTER	
With LAMA closure	
Code	FAS3TR
With ringlock clamp closure	
Code	FAAP3AN

FILTER + VALVE	
With LAMA closure	
Code	FAS3BA
With ringlock clamp closure	
Code	FAAP3ANB

KIT	
With LAMA closure	
Code	FA3K
With ringlock clamp closure	
Code	FAAP3ANK

- Ask us for **VIC plastic connection**.

## 2.1 Automatic disc. **KIT AUTOSENIOR**

### KIT DISC AUTOSENIOR

Triangular design tower support, with non-equidistant water jets to ensure uniform washing.

**Guarantee to completed the disc-pack rotation.**

No maintenance (except discs)







(For 1,5 Kg/cm<sup>2</sup>ask us)



New **support legs** made in **stainless steel**

Description	Code
General kit up to 6 Autoseniors : programmer + suction pad + wiring...	<b>KCE6</b>
Kit AutoSenior Vic 3" with Globo Plastic valve + solenoid + 3 Vic 3"...	<b>FA3K</b>

Description	Code
4" Collector x 2X3" VIC and supports 	<b>CP423</b>
4" Collector x 3X3" VIC and supports 	<b>CP433</b>
4" Collector x 4X3" VIC and supports 	<b>CP443</b>
6" Collector x 6X3" VIC and supports 	<b>CP663</b>

Flow Limit 4m H.D.	Max. recommended flow (m <sup>3</sup> /h)			Filtration Surface (cm <sup>2</sup> )	Description	Filters
	<50ppm	50/100 ppm	100/200 ppm			
141	40	25	16	3.226	<b>2 filters</b> FA3K + <b>1</b> KCE6 + <b>2</b> CP423	<b>2</b>
211	60	37,50	24	4.839	<b>3 filters</b> FA3K + <b>1</b> KCE6 + <b>2</b> CP433	<b>3</b>
281	80	50	32	6.452	<b>4 filters</b> FA3K + <b>1</b> KCE6 + <b>2</b> CP443	<b>4</b>
422	120	75	48	8.065	<b>6 filters</b> FA3K + <b>1</b> KCE6 + <b>2</b> CP663	<b>6</b>

- Ask us for **Vic plastic** connection.
- The standard station is up to **6 filters and for 220V**, for any other request (as stabilizing valve or other electric current) please ask or check the programmer guide.
- The products on this page **are dismantled**. The user must join all the pieces to put together the filtration system.
- The kit's **pieces can not be divisible**.

**\* Consult page 44 for option with programmer and number of stations.\***

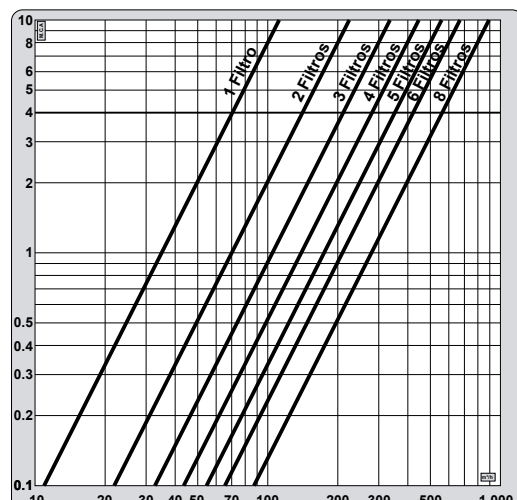
**INFORMATION**

**Station:** is composed of filters + collectors + Globo Plastic valve + suction pad + manometer



(For 1,5 Kg/cm<sup>2</sup> ask us)

**HEAD LOSS**



Results obtained in our factory with approved measuring instruments, using clean water as a fluid for assessment with 190 µm disc Lama.

Flow Limit 4m H.D.*	Max. recommended flow (m <sup>3</sup> /h)			Filtration Surface (cm <sup>2</sup> )	Description	Code	
	< 50ppm	50/100ppm	100/200ppm				
141	40	25	16	3.226	<b>FAS3TR X 2 Ø 4"</b>	<b>C2ASPEQS</b>	
211	60	37,50	24	4.839	<b>FAS3TR X 3 Ø 4"</b>	<b>C3ASPEQS</b>	
281	80	50	32	6.452	<b>FAS3TR X 4 Ø 4"</b>	<b>C4ASPEQS</b>	
281	80	50	32	6.452	<b>FAS3TR X 4 Ø 6"</b>	<b>C4A6PEQS</b>	
352	100	62,50	40	8.065	<b>FAS3TR X 5 Ø 6"</b>	<b>C5ASPEQS</b>	
422	120	75	48	9.678	<b>FAS3TR X 6 Ø 6"</b>	<b>C6ASPEQS</b>	
562	160	100	64	12.904	<b>FAS3TR X 8 Ø 6"</b>	<b>C8ASPEQS</b>	
562	160	100	64	12.904	<b>FAS3TR X 8 Ø 8"</b>	<b>C8A8PEQS</b>	
703	200	125	80	16.130	<b>FAS3TR X 10 Ø 8"</b> <b>doble linea</b>	<b>10ASPEQS</b>	
844	240	150	96	19.356	<b>FAS3TR X 12 Ø 8"</b> <b>doble linea</b>	<b>12ASPEQS</b>	
984	280	175	112	22.582	<b>FAS3TR X 14 Ø 10"</b> <b>doble linea</b>	<b>14ASPEQS</b>	
1.125	320	200	128	25.808	<b>FAS3TR X 16 Ø 10"</b> <b>doble linea</b>	<b>16ASPEQS</b>	
1.265	360	225	144	29.034	<b>FAS3TR X 18 Ø 12"</b> <b>doble linea</b>	<b>18ASPEQS</b>	
1.687	480	300	192	38.712	<b>FAS3TR X 24 Ø 12"</b> <b>doble linea</b>	<b>24ASPEQS</b>	
Net Weight (Kg)	Net Equipped Weight (Kg)	Gross Equipped Weight (Kg)	Package Volume	Min Vol. Drainage Water (2,5 Kg/cm <sup>2</sup> )	Min. Drainage Flow (m <sup>3</sup> /h)	RAA3R - Disc spare part 190µm	Code
-	24	40	0,14 m <sup>3</sup>	45 l	10,5	-	<b>FA3K</b>
8	-	-	0,14 m <sup>3</sup>	45 l	10,5	-	<b>FAS3TR</b>

\* Consult page 44 for option with programmer and number of stations.\*





## 2.1.2 Automatic disc. AUTOSENIOR 3" RINGLOCK CLAMP

**AutoSenior**

### INFORMATION

**Station:** is composed of filters + collectors + Globo Plastic valve + suction pad + manometer



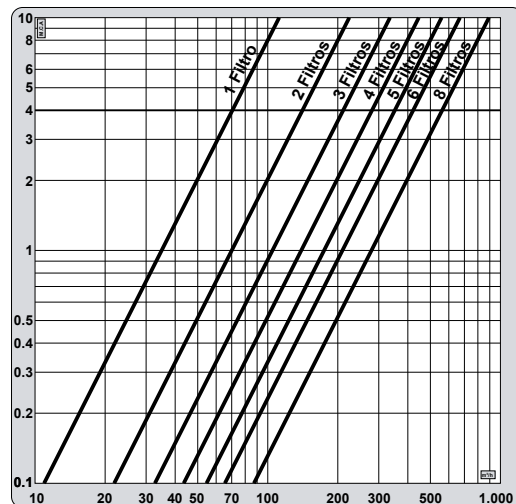
(For 1,5 Kg/cm² ask us)



**NEW PRODUCT**

**Ringlock clamp**  
closure

**HEAD LOSS**



Results obtained in our factory with approved measuring instruments, using clean water as a fluid for assessment with 190 µm disc Lama.

Flow Limit 4m H.D.*	Max. recommended flow (m³/h)			Filtration Surface (cm²)	Description	Code
	< 50ppm	50/100ppm	100/200ppm			
141	40	25	16	3.226	<b>FAAP3AN X 2 Ø 4"</b>	<b>C2A3A4S</b>
211	60	37,50	24	4.839	<b>FAAP3AN X 3 Ø 4"</b>	<b>C3A3A4S</b>
281	80	50	32	6.452	<b>FAAP3AN X 4 Ø 4"</b>	<b>C4A3A4S</b>
281	80	50	32	6.452	<b>FAAP3AN X 4 Ø 6"</b>	<b>C4A3A6S</b>
352	100	62,50	40	8.065	<b>FAAP3AN X 5 Ø 6"</b>	<b>C5A3A6S</b>
422	120	75	48	9.678	<b>FAAP3AN X 6 Ø 6"</b>	<b>C6A3A6S</b>
562	160	100	64	12.904	<b>FAAP3AN X 8 Ø 6"</b>	<b>C8A3A6S</b>
562	160	100	64	12.904	<b>FAAP3AN X 8 Ø 8"</b>	<b>C8A3A8S</b>

Net Weight (Kg)	Net Equipped Weight (Kg)	Gross Equipped Weight (Kg)	Package Volume	Min Vol. Drainage Water (2,5 Kg/cm²)	Min. Drainage Flow (m³/h)	RAA3R - Disc spare part 190µm	Code
-	24	40	0,14 m³	45 l	10,5	-	<b>FAAP3ANK</b>
8	-	-	0,14 m³	45 l	10,5	-	<b>FAAP3AN</b>

- The station is supplied assembled, with the exception of the tower and cover to make shipping easier The station is delivered assembled ask us for **Vic plastic connection.**
- **FLOW LIMIT:** is what creates a head loss close to the beginning of backwash.
- The drainage collector is not included. Please ask for the price.

**\* Consult page 44 for option with programmer and number of stations.\***

**AutoSenior4"**


2.1.2 Automatic disc. **AUTOSENIOR 4"**

**INFORMATION**

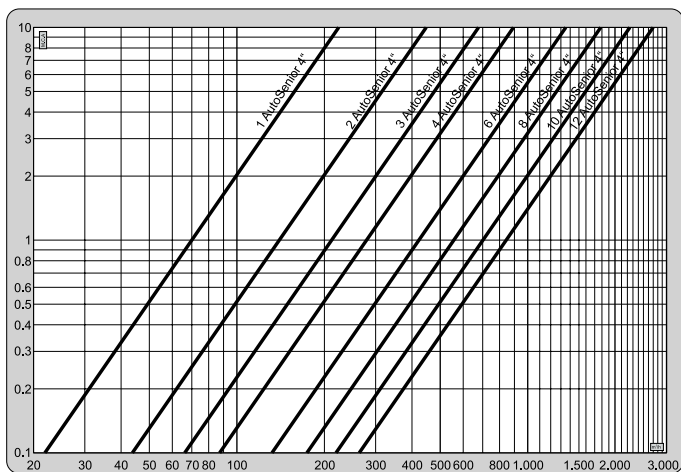
**Equipped:** filters + collectors + Globo Plastic valve + suction pad + manometer.



(For 1,5 Kg/cm² ask us)



**HEAD LOSS**



Results obtained in our factory with approved measuring instruments, using clean water as a fluid for assessment with 190 µm disc Lama.



Number of Filters	Flow Limit 4m H.D.*	Max. recommended flow (m³/h)			Filtration Surface (cm²)	Min. drainage Flow (m³/h)	Collector	Code
		< 50ppm	50/100ppm	100/200ppm				
2	282	80	50	32	6.452	21	Ø6"	C2A4P3S
3	423	120	75	48	9.678	21	Ø6"	C3A4P3S
4	564	160	100	64	12.904	21	Ø8"	C4A4P3S
6	846	240	150	96	19.356	21	Ø10"	C6A4P3S
8	1.128	320	200	128	25.808	21	Ø10"	C8A4P3S
10	1.410	400	250	160	32.260	21	Ø12"	C10A4P3S
12	1.692	480	300	192	38.712	21	Ø12"	C12A4P3S

Net Weight Equipped (Kg)	Net Equipped Weight (Kg)	Gross Equipped Weight	Min Vol. Drainage Watere (2,5 Kg/cm²)	Min. Drainage Flow (m³/h)	RAA3R - Disc spare part 190µm	Code
15	32,5	0,130 m³	90 l	21	----	FAAP4

- Ask us for **VIC plastic** connection.
- The **drainage collector is included** in the price.

\* Consult page 44 for option with programmer and number of stations..\*



## 2.2 Automatic disc. COMPACT MODULAR AUTOMATIC DISC STATIONS

Rotativos



	FRA3
<b>Net Weight (Kg)</b>	40
<b>Net equipped Weight (Kg)</b>	51
<b>Gross equipped Weight (Kg)</b>	71
<b>Package Volume (m³)</b>	0,25
<b>Min Vol. Drainage Water (2,5 Kg/cm²)</b>	60 ℓ
<b>RAR3R - Disc spare part 190µm</b>	---

Flow Limit 4m H.D.*	Max. recommended flow (m³/h)			Filtration Surface (cm²)	Min. Drainage Flow (m³/h)	Collector	Description	Code
	< 50ppm	50/100ppm	100/200ppm					
89	26	16	10	2.042	14	Ø3"	1 without programmer	<b>FRA3</b>
178	52	32	20	4.084	14	Ø4"	2 in line	<b>C2RLS</b>
356	104	64	40	8.168	14	Ø6"	4 in line	<b>C4RLS</b>
534	156	96	60	12.252	14	Ø8"	6 in line	<b>C6RLS</b>
712	208	128	80	16.336	14	Ø8"	8 in line	<b>C8RLS</b>
890	260	160	100	20.420	14	Ø10"	10 double line	<b>10RLS</b>
1.068	312	192	120	24.504	14	Ø10"	12 double line	<b>12RLS</b>

## 2.3 Automatic discs. COMPACT MODULAR AUTOMATIC DISC STATIONS

MasterMegadisc




	FRA4	FRA6
<b>Net Weight (Kg)</b>	106	213
<b>Conectiønn (Ø)</b>	4" Vic	Innlet 6" Vic Outlet 2 x 4" Vic
<b>Min Vol. Drainage Water (2,5 Kg/cm²)</b>	525 l	1.050 l
<b>Disc kit (190µm)</b>	<b>RAR4R</b>	<b>RAR6R</b>

	Flow Limit 4m H.D.*	Max. recommended flow (m³/h)			Filtration Surface (cm²)	Min. Drainage Flow (m³/h)	Collector	Description	Code
		< 50ppm	50/100ppm	100/200ppm					
4"	267	97	58	38	6.126	42	Ø4"	1 of 4" filter unequipped	<b>FRA4</b>
	1.068	450	270	176	24.504	42	Ø10"	4 of 4" filters in line	<b>C4R4S</b>
	1.602	675	405	263	36.756	42	Ø12"	6 of 4" filters in line	<b>C6R4S</b>
	2.136	900	540	351	49.008	42	Ø14"	8 of 4" filters double line	<b>C8R4S</b>
	3.204	1.350	810	526	73.512	42	Ø18"	12 of 4" filters double line	<b>12R4S</b>
6"	534	225	135	88	12.252	84	Ø6"	1 of 6" filter equipped	<b>FRA6</b>
	6.408	2.700	1.620	1.053	147.024	84	Ø24"	12 of 6" filters double line	<b>12R6S</b>
	9.024	3.600	2.160	1.404	196.032	84	Ø24"	16 of 6" filters double line	<b>16R6S</b>
	12.816	5.400	3.240	2.106	294.048	84	Ø30"	24 of 6" filters double line	<b>24R6S</b>

- For other compositions, please contact us.

\* Consult page 44 for option with programmer and number of stations.\*





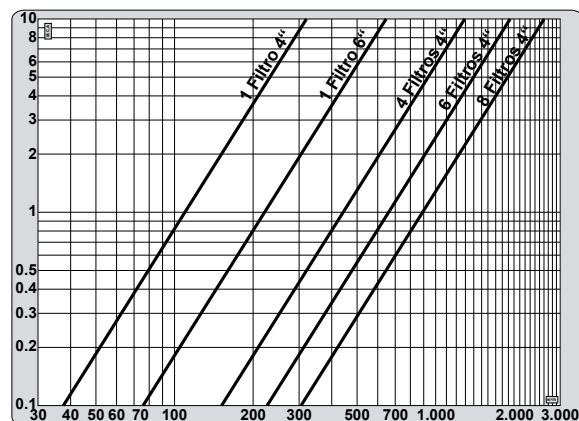
available  
4" - 6"

2,5  
BACKWASHING  
PRESSION  
Kg/cm<sup>2</sup>

PRES  
MAX  
10  
kg/cm<sup>2</sup>  
142 psi

nanoPLUS<sup>+</sup>  
TECHNOLOGY

HEAD LOSS



Results obtained in our factory with approved measuring instruments, using clean water as a fluid for assessment with 190 µm disc Lama.

	Flow Limit 4m H.D.*	Max. recommended flow (m <sup>3</sup> /h)			Filtration Surface (cm <sup>2</sup> )	Min. drainage Flow (m <sup>3</sup> /h)	Collector	Description	Code
		< 50ppm	50/100ppm	100/200ppm					
4"	211	73	44	28	4.839	31,5	Ø4"	1 of 4" filter unequipped	FAS4TR
	211	73	44	28	4.839	31,5	Ø4"	1 of 4" filter equipped	FAE4
	633	219	132	84	14.517	31,50	Ø8"	3 of 4" filters in line	C3AS4S
	844	292	176	112	19.356	31,50	Ø10"	4 of 4" filters in line	C4AS4S
	1.266	438	264	168	29.034	31,50	Ø12"	6 of 4" filters in line	C6AS4S
	1.688	584	352	224	38.712	31,50	Ø12"	8 of 4" filters double line	C8AS4S
	2.109	730	440	280	48.390	31,50	Ø14"	10 of 4" filters double line	10AS4S
	2.531	876	528	336	58.068	31,50	Ø14"	12 of 4" filters double line	12AS4S
	3.374	1168	704	448	77.424	31,50	Ø16"	16 of 4" filters double line	16AS4S
	4.218	1460	880	560	96.780	31,50	Ø18"	20 of 4" filters double line	20AS4S
5.062	1752	1056	672	116.136	31,50	Ø20"	24 of 4" filters double line	24AS4S	
6"	422	169	102	66	9.678	63	Ø6"	1 of 6" filter unequipped	FAS6TR
	422	169	102	66	9.678	63	Ø6"	1 of 6" filter equipped	FAE6
	1.687	676	408	264	38.712	63	Ø12"	4 of 6" filters in line	C4AS6S
	2.531	1017	612	396	58.068	63	Ø14"	6 of 6" filters in line	C6AS6S
	3.374	1352	816	528	77.424	63	Ø16"	8 of 6" filters double line	C8AS6S
	5.062	2028	1224	792	116.136	63	Ø20"	12 of 6" filters double line	12AS6S
	6.749	2704	1632	1056	154.848	63	Ø24"	16 of 6" filters double line	16AS6S
	8.436	3380	2040	1320	193.560	63	Ø24"	20 of 6" filters double line	20AS6S
	20.246	8112	4896	3168	464.544	63	Ø38"	48 of 6" filters double line	48AS6S

Net Weight (Kg)	Filtration Surface (cm <sup>2</sup> )	Min. Drainage Flow (m <sup>3</sup> /h)	Connection (Ø)	Min Vol. Drainage Water (2,5 Kg/cm <sup>2</sup> )	Disc Kit 190µm	Code
73	4.839	31,5	4" Vic	525 l	RAA4 (4")	FAS4TR (4")
160	9.678	63	Inlet 6" Vic Outlet 2x4" Vic	1.050 l	RAA6 (6")	FAS6TR (6")

- Ask us for any other composition.

\* Consult page 44 for option with programmer and number of stations..\*




2.5 Manuals disc. SENIOR 2", 2"XL, 3"XS, 3" AND 4" FILTERS

SeniorManual



2" Senior thread




3" Senior connection



NEW PRODUCT

FDS3AB



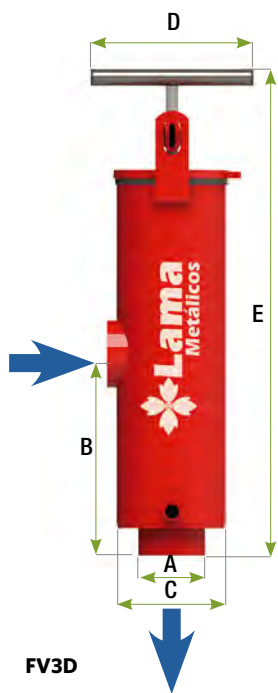
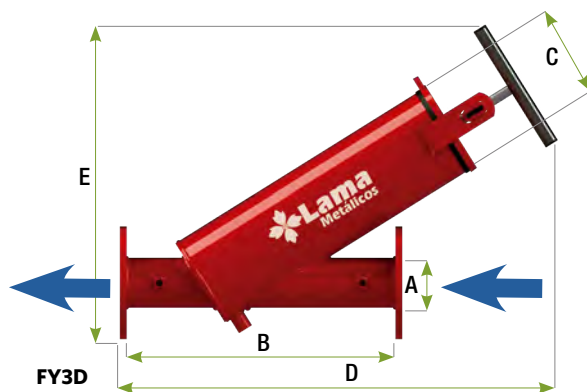
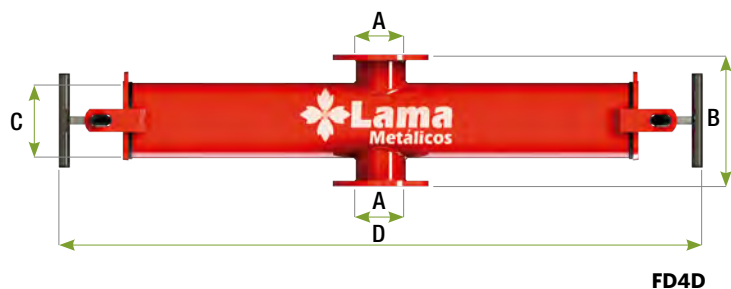
Senior 4"

Filtration Surface (cm <sup>2</sup> )	Net Weight (Kg)	Gross Weight (Kg)	Package volume (m <sup>3</sup> )	Limit Flow (m <sup>3</sup> /h)	Description	Code
1.240	5,5	6	0,04	22	Senior 2" filter · Discs · Thread B.S.P.	FDS2
1.085	5,5	6	0,04	22	Senior 2" filter · Discs centrifuge · Thread B.S.P.	FDC2
1.795	7,5	8	0,07	45	Senior 2"XL filter · Discs · Thread B.S.P. / N.P.T. 2"	FDS2XL
1.240	6,5	7	0,04	22	Senior 3"XS filter · Discs · Vic	FDS3XS
1.795	7,5	8	0,07	50	Senior 3" filter · Discs · Vic	FVD3
1.795	7,5	8	0,07	50	Senior 3" filter · Discs · Thread B.S.P.	FDS3
1.640	7,5	8	0,07	43	Senior 3" filter · Discs centrifuge · Vic	FVA3
1.640	7,5	8	0,07	43	Senior 3" filter · Discs centrifuge · Thread B.S.P.	FDC3
3.590	13,4	16,6	0,11	100	Filter Senior 4" · Discs	FVD4

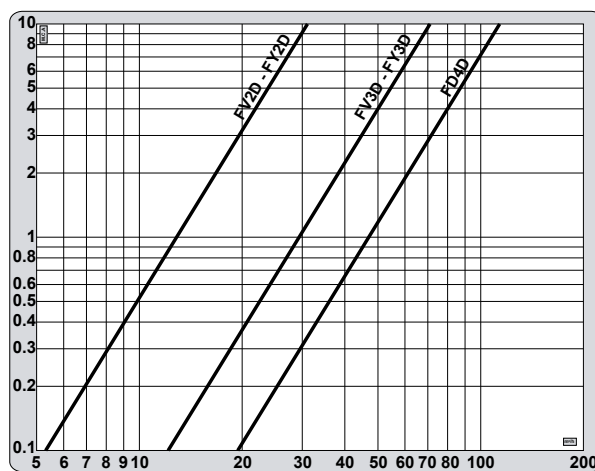
\* Consult page 44 for option with programmer and number of stations..\*

**MATERIALS**

- Body:** A42B carbon steel
- Closing joints:** nitrile synthetic rubber 60 ° Shore
- Screws:** zinc plated weather resistant
- Crosshead:** stainless steel AISI 316L
- Connection flange:** DIN 2576 for irrigation



HEAD LOSS



Results obtained in our factory with approved measuring instruments, using clean water as a fluid for assessment with 190 µm disc Lama.

A	B (mm)	C (mm)	D (mm)	E (mm)	Net Weight (Kg)	Gross Weight (Kg)	Package volume (m³)	Limit Flow (m³/h)	Description	Code
2" Thread H	319	165	230	540	12,5	13	0,032	22	2" vertical filter	<b>FV2D</b>
3" Thread H	275	165	230	666	15,5	16	0,070	50	3" vertical filter	<b>FV3D</b>
2" Thread M	450	165	605	520	13,5	17,5	0,070	22	2" Y filter	<b>FY2D</b>
3" Flange	500	165	750	520	21,5	22	0,089	50	3" Y filter	<b>FY3D</b>
4" Flange	290	165	1480	290	38	60	0,157	80	4" double body filter	<b>FD4D</b>
High security cartridge of parallel discs (For filters FV2D and FY2D)										<b>CA2R</b>
High security cartridge of parallel discs (For filters FV3D, FY3D and FD4D)										<b>CA3R</b>

\* Consult page 44 for option with programmer and number of stations..\*








**AutoMaster 4"**



**AutoSenior 3"**







## 3. Screen Filters

**Physical filtration occurs in screen filters** due to the retention of solids in suspension in water between the holes of the sieve. The screen behaves like a sieve that allows dirt with a smaller particle size than its holes to pass through, and retains grains larger than the holes.









### 3. Screen Lama.

#### CLASSIFICATION

**According to the backwashing process :**

- Electric automatic filters
- Hydraulic automatic filters
- Half-automatic
- Manual

**According to the construction material:**

- Plastic. Glass fiber reinforced polyamide
  - Carbon steel painted in polyester epoxy
- Standard screen for automatic filters **0,190 mm.**
  - Standard screen for manual filters **0,130 mm.**

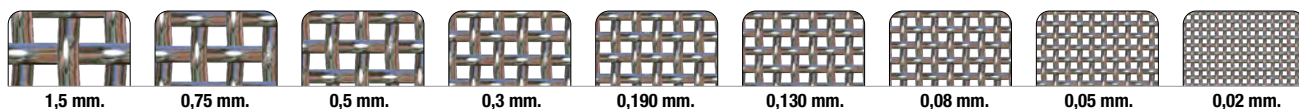
#### FULL INJECTED NEW CARTRIDGE



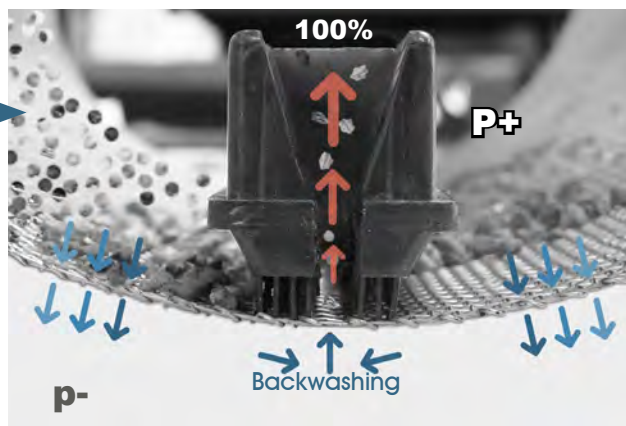
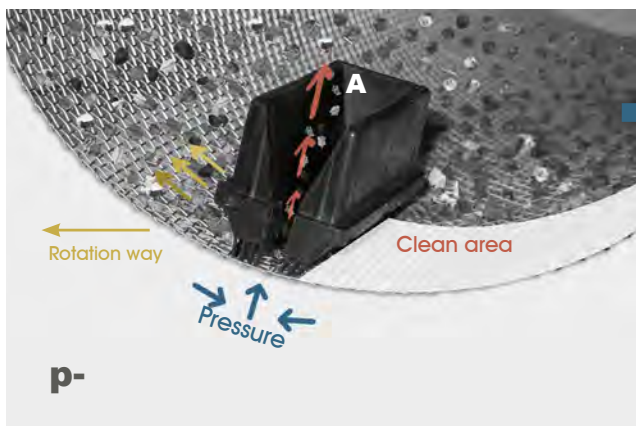
- Great performance
- Registered design.
- More resistant
- It is available for **0190 mm black colour** and **0,130 mm red colour cartridge.**



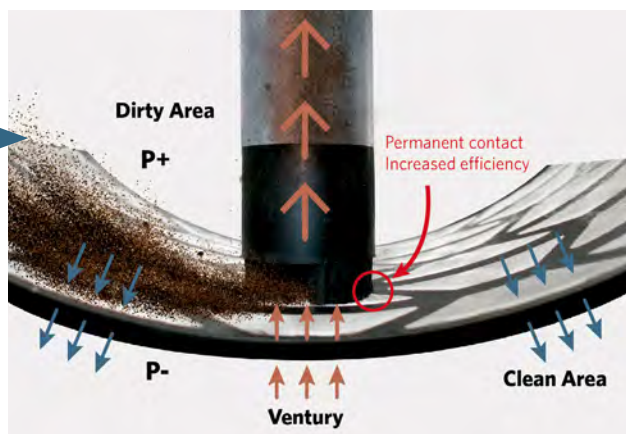
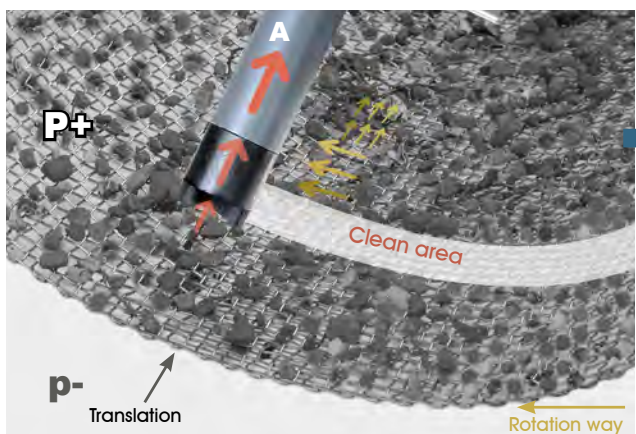
#### SCREEN SIZE



#### ELECTRIC AUTOMATIC FILTERS



#### HYDRAULIC AUTOMATIC FILTERS



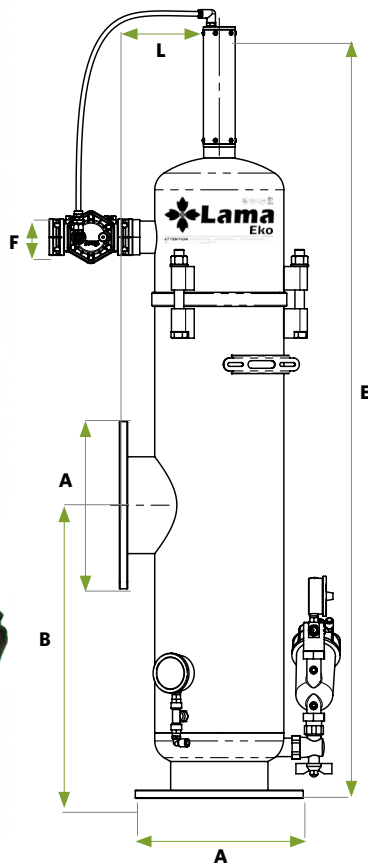
### 3.3 Automatic Screen. HYDRAULIC SELF-CLEANING FILTER EKO



With inductive sensor



EKO6VS

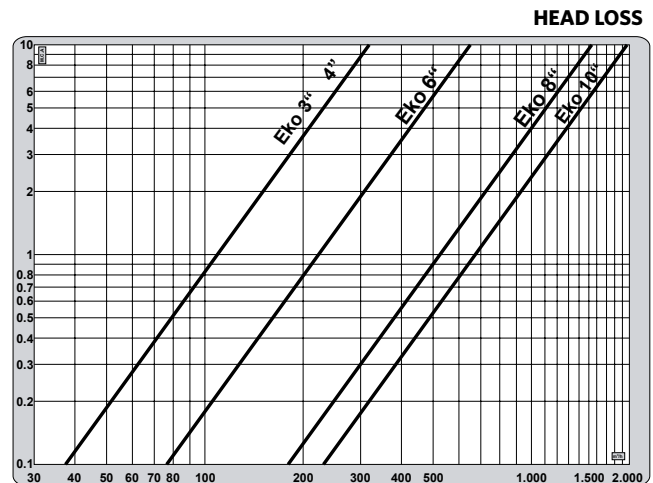


2,5 BACKWASHING PRESSION Kg/cm<sup>2</sup>

disponible PRES MAX 16 Kg/cm<sup>2</sup> 228 psi

PRES MAX 10 Kg/cm<sup>2</sup> 142 psi

nanoPLUS+ TECHNOLOGY



Results obtained in our factory with approved measuring instruments, using clean water as a liquid for assessment and Lama screen of 190 μm.

A (Ø)	B (mm)	E (mm)	F (Ø)	L (mm)	Net Weight (Kg)	Package Dimension (mm)	Package Weight (Kg)	Package volume (m <sup>3</sup> )	Code
3" Flange	300	975	1" H	170	32	860x700x460	41	0,276	EKO3VS
4" Flange	300	975	1" H	170	33	860x700x460	42	0,276	EKO4VS
4" Flange	300	1176	1" ½ H	170	44	1260x800x550	64	0,276	EKO4VLS
6" Flange	500	1320	1" ½ H	170	56	1260x800x550	76	0,554	EKO6VS
8" Flange	585	1450	2" H	303	110	1390x700x850	130	0,827	EKO8VS
10" Flange	750	1854	2" H	303	129	1800x700x850	159	1,071	EKO10VS

Flow Limit 3m H.D.	Max. recommended flow (m <sup>3</sup> /h)		Filtration Surface (cm <sup>2</sup> )	Backwashing flow (m <sup>3</sup> /h)	Backwashing Water Quantity (l)	Backwashing time (minimum)	Nº of cartridges	Code
	< 50ppm	50/100ppm						
180	70	37	1593	6,2	34,4	20"	2 x T14P176	EKO3VS
180	70	37	1593	6,2	34,4	20"	2 x T14P176	EKO4VS
180	107	57	2389	12,4	69	20"	3 x T14P176	EKO4VLS
370	144	77	3185	12,4	69	20"	4 x T14P176	EKO6VS
725	280	150	5980	14,4	80	20"	5 x T28P135	EKO8VS
1120	432	232	9568	20	111	20"	8 x T28P135	EKO10VS

Cartridge section	Ø outside 310 mm	Height 142 mm	0,190 mm screen	T28P135
Cartridge section	Ø outside 160 mm	Height 176 mm	0,190 mm screen	T14P176
Cartridge section	Ø outside 310 mm	Height 142 mm	0,130 mm screen	T28P13R
Cartridge section	Ø outside 160 mm	Height 176 mm	0,130 mm screen	T14P17R

Kit programador Mini's Including: solenoid, differential pressure regulator and microtube Code: FLMSPRES

- Mini's programmer wash duration with only one filter is automatic. The programmer is not modifiable by the end user, it can be used with batteries, 220V or 12V power.


\* Consult page 44 for other option with RIO programmer and number of stations.\*



### 3.1 Automatic Screen. HYDRAULIC SELF-CLEANING FILTER EKOLU.

#### INFORMATION

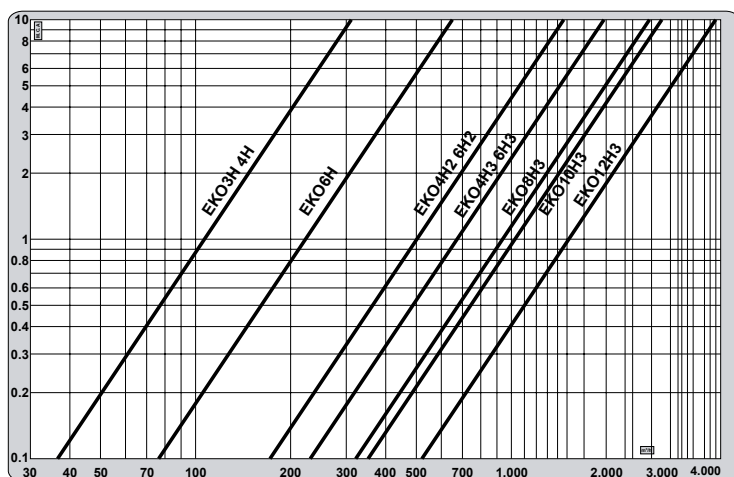
The basic filters are composed of the its cartridge, the inhalation mechanism with the **plastic nozzles** and the drainage valve.



With **inductive sensor**

**EKO12H3S**

#### HEAD LOSS



Results obtained in our factory with approved measuring instruments, using clean water as a liquid for assessment and Lama screen of 190 µm.



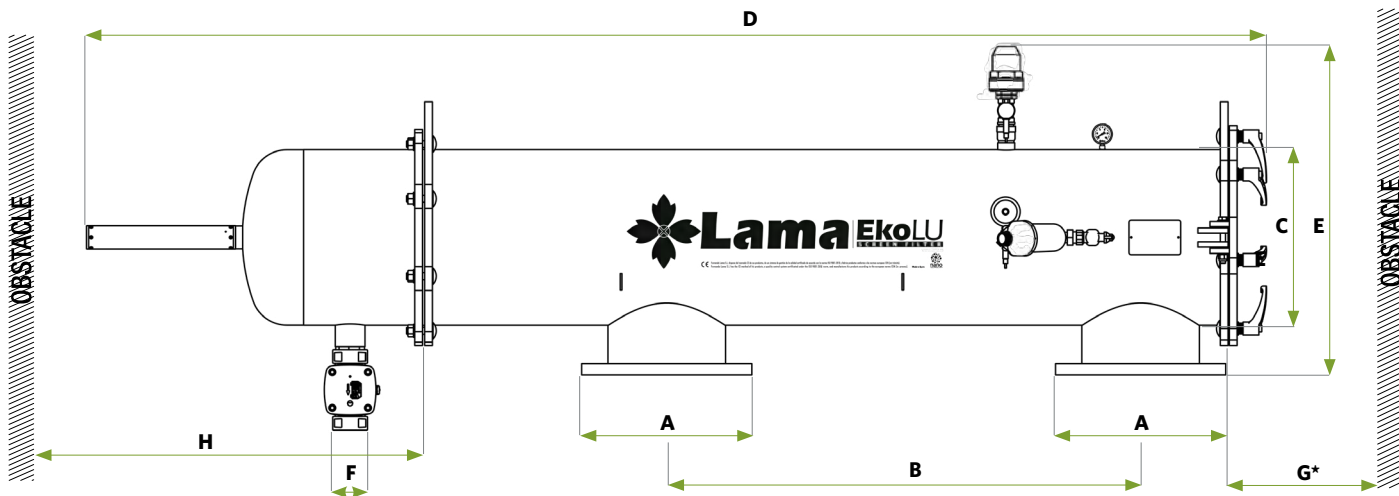
**nanoPLUS<sup>+</sup>**  
TECHNOLOGY

Flow Limit 3m H.D.	Max. recommended flow (m³/h)		Filtration Surface (cm²)	Backwashing Pression (Kg/m³)	Backwashing flow (m³/h)	Backwashing Water Quantity (l)	Backwashing time (minimum)	Number of cartridges sections	Code
	< 50ppm	50/100ppm							
180	70	37	1593	3378	6,2	34,4	20"	2 x <b>T14P176</b>	<b>EKO3HS</b>
180	70	37	1593	3378	6,2	34,4	20"	2 x <b>T14P176</b>	<b>EKO4HS</b>
720	280	150	6370	8155	15,5	215	50"	8 x <b>T14P176</b>	<b>EKO4H2S</b>
1050	350	211	9568	12893	12,4	172	50"	8 x <b>T28P135</b>	<b>EKO4H3S</b>
370	144	77	3185	4970	12,4	68,8	20"	4 x <b>T14P176</b>	<b>EKO6HS</b>
720	280	150	6370	8155	15,5	215	50"	8 x <b>T14P176</b>	<b>EKO6H2S</b>
1050	350	211	9568	12893	12,4	172	50"	8 x <b>T28P135</b>	<b>EKO6H3S</b>
1400	470	284	10764	14089	15,5	215	50"	9 x <b>T28P135</b>	<b>EKO8H3S</b>
1480	490	296	13156	16481	18,6	258	50"	11 x <b>T28P135</b>	<b>EKO10H3S</b>
1800	600	363	14352	17677	18,6	258	50"	12 x <b>T28P135</b>	<b>EKO12H3S</b>

<b>Cartridge section</b>	Ø outside 310 mm	Height 142 mm	0,190 mm screen	<b>T28P135</b>
<b>Cartridge section</b>	Ø outside 160 mm	Height 176 mm	0,190 mm screen	<b>T14P176</b>
<b>Cartridge section</b>	Ø outside 310 mm	Height 142 mm	0,130 mm screen	<b>T28P13R</b>
<b>Cartridge section</b>	Ø outside 160 mm	Height 176 mm	0,130 mm screen	<b>T14P17R</b>

**Kit programador Mini's** Including: solenoid, differential pressure regulator and microtube

**Code: FLMSPRES**



A (Ø)	B (mm)	C (mm)	D (mm)	E (mm)	F (Ø)	G* (mm)	H (mm)	Net Weight (Kg)	Package Dimension (mm)	Package Weight (Kg)	Package volume (m <sup>3</sup> )	Code
3" Flange	450	220	1.240	370	1" H	355	365	50	1200x600x310	55	0,223	<b>EKO3HS</b>
4" Flange	450	220	1240	370	1" H	355	365	50	1200x600x310	55	0,223	<b>EKO4HS</b>
4" Flange	900	220	2600	370	2" H	355	1421	75	2310x700x850	115	1,37	<b>EKO4H2S</b>
4" Flange	450	406	2280	760	2" H	1270	900	185	2070x700x850	226	1,23	<b>EKO4H3S</b>
6" Flange	750	220	1600	370	1" ½ H	355	717	68	1420x700x850	110	0,26	<b>EKO6HS</b>
6" Flange	900	220	2600	370	2" H	355	1421	75	2310x700x850	120	1,37	<b>EKO6H2S</b>
6" Flange	800	406	2280	760	2" H	1270	900	190	2050x700x850	226	1,21	<b>EKO6H3S</b>
8" Flange	1100	406	2415	760	2" H	1405	900	205	2200x700x850	240	1,30	<b>EKO8H3S</b>
10" Flange	1100	406	2685	760	2" H	1675	900	230	2400x700x850	270	1,42	<b>EKO10H3S</b>
12" Flange	1370	406	2820	760	2" H	1810	900	245	2600x700x850	280	1,54	<b>EKO12H3S</b>



- Please ask for low pressure cleaning options.


// - Mini's programmer wash duration with **only one filter is automatic**. The programmer is not modifiable by the end user, it can be used with batteries, 220V or 12V power.

\* Consult page 44 for other option with RIO programmer and number of stations.\*

### 3.2 Automatic Screen. ELECTRIC SELF-CLEANING FILTER

**INFORMATION**

The basic filters are composed of the its cartridge, the inhalation mechanism with the rubber nozzles, the electric motor and the drainage valve.

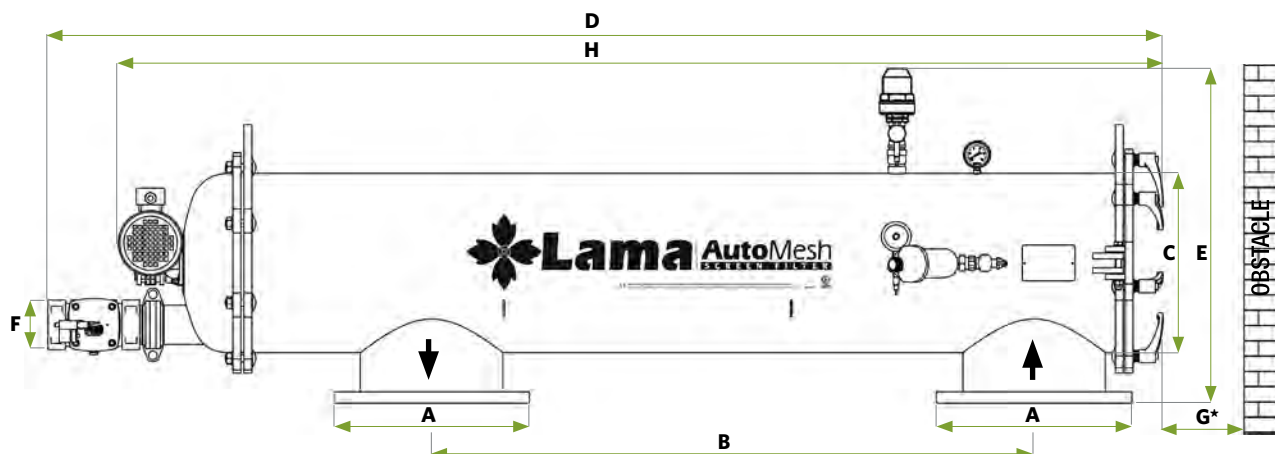


Automesh 12"



**nanoplus<sup>+</sup>**  
TECHNOLOGY

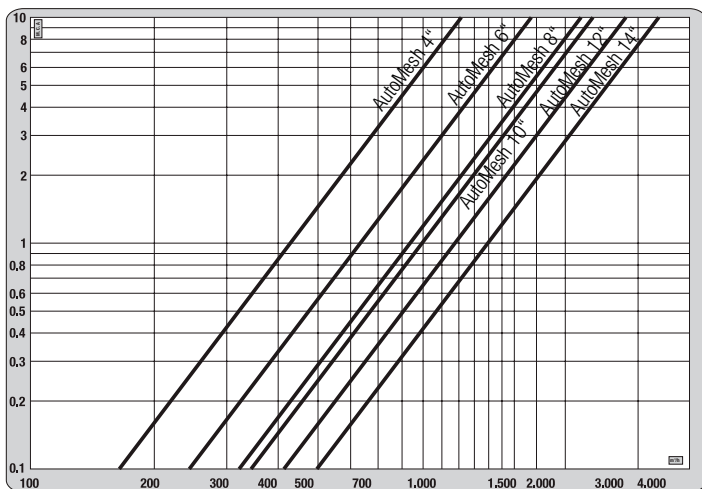
A	B (mm)	C (mm)	D (mm)	E (mm)	F (Ø)	G* (mm)	H (mm)	Net weight (Kg)	Package Dimension (mm)	Package Weight (Kg)	Package volume (m <sup>3</sup> )	Code
4" Flange	450	406	1590	760	3" Vic	1270	1440	190	1900x700x850	210	1,024	<b>AM4S</b>
4" Flange	800	406	1995	741	3" Vic	1270	1835	195	1900x700x850	214	1,024	<b>AM6B4S</b>
6" Flange	800	406	2010	760	3" Vic	1270	1840	195	1900x700x850	214	1,024	<b>AM6S</b>
8" Flange	1100	406	2145	760	3" Vic	1405	1975	210	2050x700x850	250	1,105	<b>AM8S</b>
10" Flange	1100	406	2415	760	3" Vic	1675	2240	235	2320x700x850	275	1,250	<b>AM10S</b>
12" Flange	1370	406	2550	760	3" Vic	1810	2380	276	2540x700x870	302	1,546	<b>AM12S</b>
14" Flange	1.370	600	2.415	795	3" Vic	1.400	2380	525	2500x820x850	570	1,92	<b>A14ETXLS</b>



- \*Security area for the cartridge removal.
- Please ask for low pressure cleaning options.



**HEAD LOSS**



Results obtained in our factory with approved measuring instruments, using clean water as a liquid for assessment and Lama screen of 190 µm.



Flow Limit 3m H.D.	Connection	Max. recommended flow (m³/h)		Screen Surface (cm²)	Filtration Surface (cm²)	Backwashing flow (m³/h)	Backwashing Water Quantity (l)	Number of cartridges sections	Backwashing time (minimum)	Code
		< 50ppm	50/100ppm							
700	4" Flange	230	139	5.980	8.058	75	105	5"	5	<b>AM4S</b>
700	4" Flange	350	211	9.568	12.893	120	167	5"	8	<b>AM6B4S</b>
1050	6" Flange	350	211	9.568	12.893	120	167	5"	8	<b>AM6S</b>
1400	8" Flange	470	284	10.764	14.089	135	188	5"	9	<b>AM8S</b>
1480	10" Flange	490	296	13.156	16.481	165	229	5"	11	<b>AM10S</b>
1800	12" Flange	600	363	14.352	17.677	180	250	5"	12	<b>AM12S</b>
2.760	14" Flange	938	567	18.313	29.030	210	292	5"	-	<b>A14ETXLS</b>
Rubber nozzle										<b>BAAG</b>
Electric motor with control box 220V										<b>MOEB050</b>
<b>Cartridge section</b>	Ø outside 310 mm		Height 142 mm		0,190 mm screen					<b>T28P135</b>
<b>Cartridge section</b>	Ø outside 310 mm		Height 142 mm		0,130 mm screen					<b>T28P13R</b>

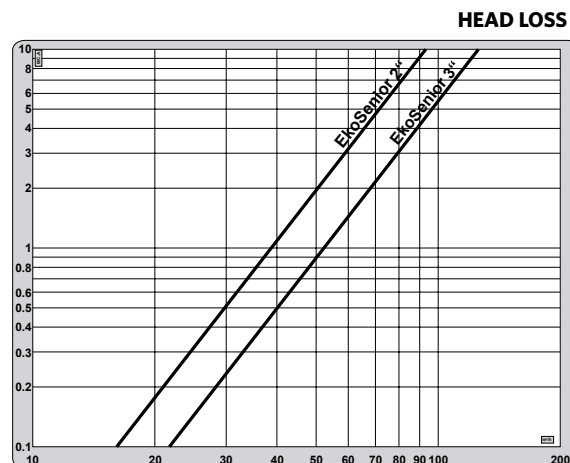

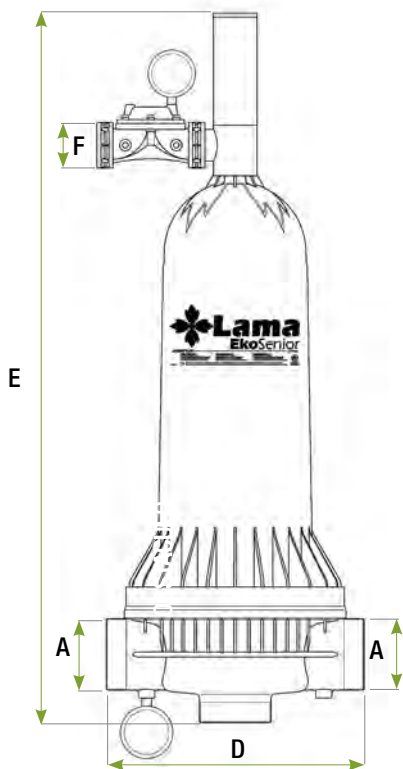
**Kit RIO 8 programmer** Including: Programmer, pressure sensors, solenoid and microtube. **Code: RIO8AMS**

- // - During the cleaning step it is not included the opening and closing valve duration.
- // - Ask us in case of a stabilizing valve is needed.

\* Consult page 44 for more number of stations of the RIO programmer\*



With inductive sensor



Results obtained in our factory with approved measuring instruments, using clean water as a liquid for assessment and Lama screen of 190 µm.



A (∅)	D (mm)	E (mm)	F (∅)	Net Weight (Kg)	Package Dimension (mm)	Package Weight (Kg)	Package volume (m³)	Code
2" M	320	707	1" H	8	860 x 600 x 350	10	0,180	<b>EKOSE2S</b>
3" M	320	886	1" H	11	860 x 600 x 350	13	0,180	<b>EKOSE3S</b>

Flow Limit 3m H.D.	Max. recommended flow (m³/h)		Filtration Surface (cm²)	Backwashing flow (m³/h)	Backwashing time (minimum)	Code
	< 50ppm	50/100ppm				
59	20	12	591	4	20"	<b>EKOSE2S</b>
80	40	24	1.040	6	20"	<b>EKOSE3S</b>

<b>CEKS220</b>	2" filtering cartridge 190 µm	<b>CEKS320</b>	3" filtering cartridge 190 µm
----------------	-------------------------------	----------------	-------------------------------

<b>Kit programador Mini's</b>	<b>Including:</b> solenoid, differential pressure regulator and microtube	<b>Code: FLMSPRES</b>
-------------------------------	---------------------------------------------------------------------------	-----------------------

// - Mini's programmer wash duration with **only one filter is automatic**. The programmer is not modifiable by the end user, it can be used with batteries, 220V or 12V power.

\* Consult page 44 for other option with RIO programmer and number of stations.\*

- Please ask for any other filtering screen size.

### 3.5 Manual Screen Filters. 2", 2"XL, 3"XS AND 3" SENIOR FILTER

SeniorManual

#### FILTERING ELEMENT

Thermo soldered stainless steel mesh located in a cylindrical structure of drilled PVC. The standard mesh size is 0,130 mm, but it is available in other sizes (from 0,01 to 3 mm) Please ask for prices



2" Senior thread

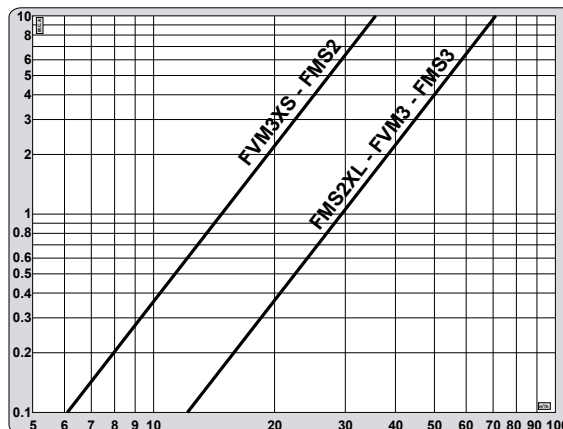


3" Senior connection



FMS3AB

#### HEAD LOSS



Results obtained in our factory with approved measuring instruments, using clean water as a liquid for assessment and Lama screen of 130 µm.

Filtration Surface (cm <sup>2</sup> )	Net Weight (Kg)	Gross Weight (Kg)	Package volume (m <sup>3</sup> )	Limit Flow (m <sup>3</sup> /h)	Description	Code
1.240	5,5	6	0,04	25	Senior 2" · Screen · Thread B.S.P.	<b>FMS2</b>
1.085	5,5	6	0,04	25	Senior 2" · Screen centrifuge · Thread B.S.P.	<b>FCS2</b>
1.795	7,5	8	0,07	45	Senior 2" XL · Screen · Thread B.S.P. / N.P.T.	<b>FMS2XL</b>
1.240	6,5	7	0,04	25	Senior 3"XS · Screen · Vic	<b>FMS3XS</b>
1.550	7	8	0,07	50	Senior 3" · Screen · Vic	<b>FMS3AB</b>
1.550	7	8	0,07	50	Senior 3" · Screen · Vic	<b>FVM3</b>
1.550	7	8	0,07	50	Senior 3" · Screen · Thread B.S.P.	<b>FMS3</b>
1.485	7	8	0,07	33	Senior 3" · Screen centrifuge · Vic	<b>FVC3</b>
1.485	7	8	0,07	33	Senior 3" · Screen centrifuge · Thread B.S.P.	<b>FCS3</b>

\* Consult page 44 for option with programmer and number of stations.\*



**FILTERING ELEMENT**

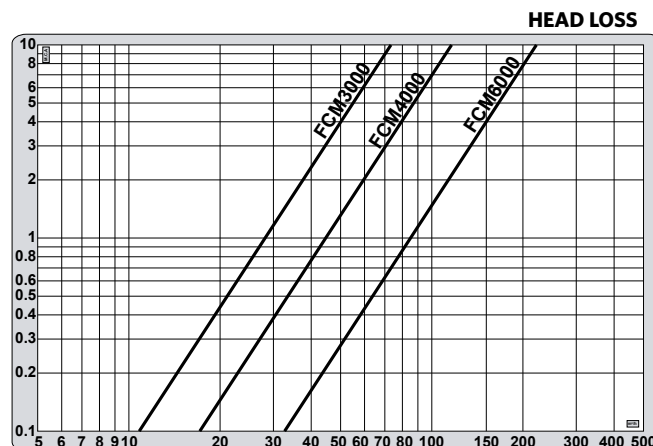
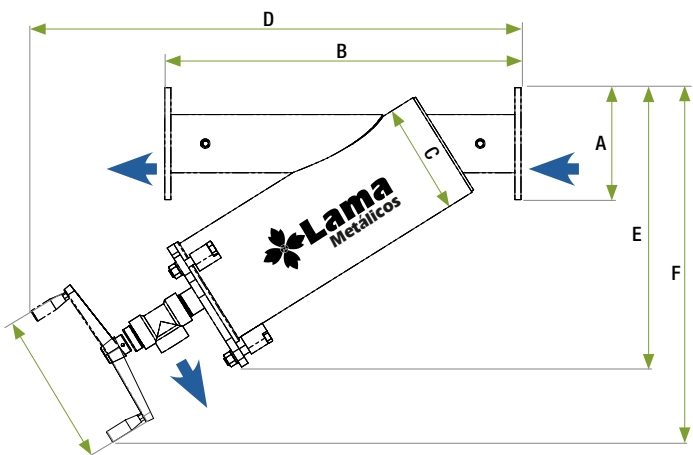
Thermo soldered stainless steel mesh located in a cylindrical structure of drilled PVC. The standard mesh size is 0,130 mm, but it is available in other sizes (from 0,01 to 3 mm) Please ask for prices




FCM6000

FCM4000

FCM3000



Results obtained in our factory with approved measuring instruments, using clean water as a liquid for assessment and Lama screen of 190 µm.



A (mm)	B (mm)	C (mm)	D (mm)	E (mm)	F (mm)	Filtration surface (cm²)	Net Weight (Kg)	Limit flow (m³/h)	Code
3" Flange	500	220	765	450	595	1593	27	45,8	<b>FCM3000</b>
4" Flange	700	220	970	970	700	2389	37	73,5	<b>FCM4000</b>
6" Flange	700	220	1110	675	825	3185	47	159,6	<b>FCM6000</b>

\* Consult page 44 for option with programmer and number of stations.\*

### 3.6 Manual Screen Filters. METAL SCREEN FILTERS

**Metálicos**

**FILTERING ELEMENT**

Thermo soldered stainless steel mesh located in a cylindrical structure of drilled PVC. The standard mesh size is 0,130 mm, but it is available in other sizes (from 0,01 to 3 mm) Please ask for prices

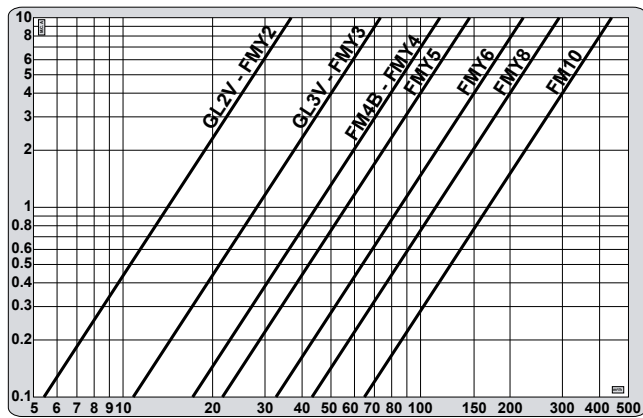


**FM3000**



**FM4000**

**HEAD LOSS**



Results obtained in our factory with approved measuring instruments, using clean water as a liquid for assessment and Lama screen of 130 µm.



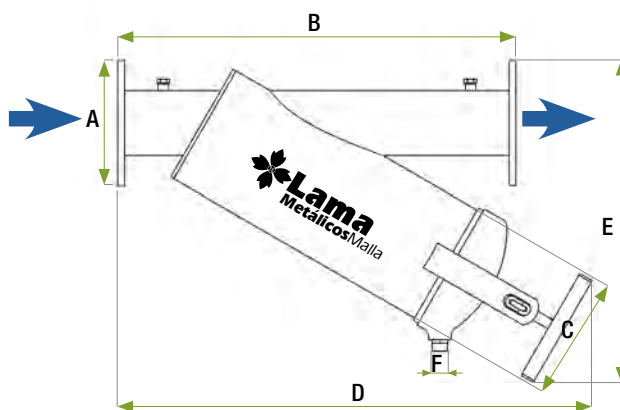
**FM6000**

A	B (mm)	C (mm)	D (mm)	E (mm)	Filtration surface (cm²)	Net Weight (Kg)	Gross Weight (Kg)	Package volume (m³)	Limit Flow (m³/h)	Description	Code
2" Thread H	319	165	230	540	1037	11,5	12	0,032	25	2" vertical (external screen)	<b>GL2V</b>
3" Thread H	275	165	230	666	1443	14	15	0,070	50	3" vertical (external screen)	<b>GL3V</b>
2" Thread M	450	165	605	504	1037	12,5	13	0,048	25	2" leaning (external screen)	<b>FMY2</b>
3" Flange	500	165	752	500	1490	20	21	0,089	50	3" leaning (external screen)	<b>FMY3</b>
3" Flange	500	219	500	446	1593	20	22	0,089	50	3" leaning (injected screen)	<b>FM3000</b>
4" Flange	700	219	785	500	2162	30,5	43	0,250	80	4" leaning (external screen)	<b>FM4B</b>
4" Flange	700	250	825	600	2897	36,5	50	0,250	80	4" leaning (inside screen)	<b>FMY4</b>
4" Flange	700	219	700	549	2389	37	50	0,250	80	4" leaning (injected screen)	<b>FM4000</b>
5" Flange	700	250	825	600	2897	40,5	65	0,250	100	5" leaning (inside screen)	<b>FMY5</b>
6" Flange	730	320	986	923	5038	65	65	0,432	150	6" leaning (inside screen)	<b>FMY6</b>
6" Flange	700	219	840	672	3185	65	65	0,432	150	6" leaning (injected screen)	<b>FM6000</b>
8" Flange	900	430	1340	1250	10897	100	153	0,890	200	8" leaning (inside screen)	<b>FMY8</b>
10" Flange	1000	430	1525	1430	13112	105	190	1,270	300	10" leaning (inside screen)	<b>FM10</b>
4" Flange	649	250	840	310	2897	39	40	0,158	80	4" horizontal (inside screen)	<b>FML4</b>
6" Flange	1420	320	1680	380	8454	Ask	101	0,230	150	6" horizontal (inside screen)	<b>FML6</b>
6" Flange	995	219	1250	350	4778	70	72	0,200	150	4" horizontal (injected screen)	<b>FML6000</b>
8" Flange	1645	320	1930	270	9868	Ask	Ask	Ask	200	8" horizontal (inside screen)	<b>FML8</b>
10" Flange	1623	430	1950	540	15327	Ask	Ask	Ask	300	10" horizontal (inside screen)	<b>F10L</b>
12" Flange	1848	430	2250	590	17541	Ask	Ask	Ask	420	12" horizontal (inside screen)	<b>F12L</b>
16" Flange	1689	600	2143	840	21783	Ask	Ask	Ask	850	16" horizontal (inside screen)	<b>F16L</b>

\* Consult page 44 for option with programmer and number of stations.\*

**Metálicos**

**3.7 Centrifuge Screen Filters. METAL SCREEN FILTERS**



FC4C



FCY6

A	B (mm)	C (mm)	D (mm)	E (mm)	F	Net Weight (Kg)	Gross Weight (Kg)	Package volume (m <sup>3</sup> )	Limit Flow (m <sup>3</sup> /h)	Filtration Surface (cm <sup>2</sup> )	Description	Code
2" Thread M	450	165	660	560	3/4"	16	18	0,089	22	1.071	2" centrifuge filter	<b>FCY2</b>
3" Flange	500	165	825	570	3/4"	23	26	0,158	37,7	1.590	3" centrifuge filter	<b>FCY3</b>
4" Flange	700	219	840	575	3/4"	33	46	0,250	73,5	2.312	4" centrifuge filter	<b>FC4C</b>
5" Flange	700	250	990	650	3/4"	40	68	0,250	73,5	3.116	5" centrifuge filter	<b>FCY5</b>
6" Flange	730	320	995	900	3/4"	68	88	0,432	148	5.404	6" centrifuge filter	<b>FCY6</b>
Waste store, valve and programmer												Ask

**Cazapiedras**

**3.8 Stainer Filters.**



Flange	Body length (mm)	Body diameter (mm)	Inside diameter (mm)	Description	Pressure 10 kg/cm <sup>2</sup>	Pressure 16 kg/cm <sup>2</sup>	Code
3"	230	150	110	Y form Stainers filter	---	---	<b>FYC3CD</b>
				L form Stainers filter	---	---	<b>FYC3CP6</b>
3"	230	150	110	Y form Stainers filter	---	---	<b>FCL3</b>
				L form Stainers filter	---	---	<b>FCL3P16</b>
4"	301	150	110	Y form Stainers filter	---	---	<b>FYC4CD</b>
				L form Stainers filter	---	---	<b>FYC4P6</b>
4"	301	150	110	Y form Stainers filter	---	---	<b>FCL4</b>
				L form Stainers filter	---	---	<b>FCL4P16</b>
5"	390	150	110	Y form Stainers filter	---	---	<b>FYC5CD</b>
				L form Stainers filter	---	---	<b>FYC5CP6</b>
6"	350	200	160	Y form Stainers filter	---	---	<b>FYC6CD</b>
				L form Stainers filter	---	---	<b>FYC6CP6</b>
8"	440	320	200	Y form Stainers filter	---	---	<b>FYC8CD</b>
				L form Stainers filter	---	---	<b>FYC8CP6</b>
10"	510	430	315	Y form Stainers filter	---	---	<b>FY10CD</b>
				L form Stainers filter	---	---	<b>FY10CP6</b>
12"	725	430	315	Y form Stainers filter	---	---	<b>FY12CD</b>
				L form Stainers filter	---	---	<b>FY12CP6</b>





Lama  
AutoMesh

AutoMesh



EkoLU



# Programmer



## RIO Programmer

### KIT RIO DESCRIPTION

- RIO Programmer
- Pressure sensors
- Pivot swivel
- Microtube
- Solenoid



		Model	
		220V AC	12V DC
		Code	Code
Filters	1	CE1001SC	CE2001LA
	2	CE1002SC	CE2002LA
	3	CE1003SC	CE2003LA
	4	CE1004SC	CE2004LA
	5	CE1005SC	CE2005LA
	6	CE1006SC	CE2006LA
	7	CE1007SC	CE2007LA
	8	CE1008SC	CE2008LA
	9	CE1009SC	CE2009LA
	10	CE1010SC	CE2010LA
	11	CE1011SC	CE2011LA
	12	CE1012SC	CE2012LA
	13	CE1013SC	CE2013LA
	14	CE1014SC	CE2014LA
	15	CE1015SC	CE2015LA
	16	CE1016SC	CE2016LA

Programmer support	PPCS1M
--------------------	--------



- Ask us for **more stations.**






# Hidrociclón

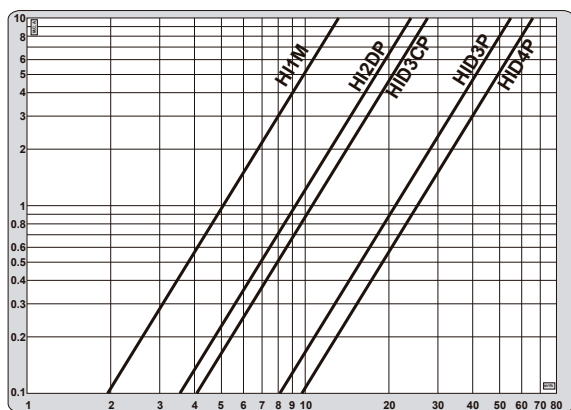


No standard configuration



**Hydrocyclon 3"**  
(HID3P)  
2" Thread M

HEAD LOSS



disponible  
**PRES MAX 16**  
kg/cm<sup>2</sup>  
228 psi

**PRES MAX 10**  
kg/cm<sup>2</sup>  
142 psi



A	B (mm)	C (mm)	D (mm)	E (mm)	Net Weight (Kg)	Gross Weight (Kg)	Package volume (m <sup>3</sup> )	Limit Flow (m <sup>3</sup> /h)	Description	Code
1½" Thread M	102	130	462	168	9,20	9,20	0,06	12	1½" Hydrocyclone	<b>HI1M</b>
2" Vic	140	185	1.057	250	21,80	21,80	0,35	22	2" Hydrocyclone Vic	<b>HID2P</b>
2" Thread M	200	245	1.117	250	21,80	21,80	0,35	22	2" Hydrocyclone + Thread	<b>HI2EP</b>
3" Flange	165	210	1.208	300	29,80	49,80	0,56	25	3" Hydrocyclone	<b>HID3CP</b>
3" Flange	200	313	1.600	500	50,60	76,60	1,14	50	3" Hydrocyclone	<b>HID3P</b>
4" Flange	225	302	1.600	500	50,60	76,60	1,14	60	4" Hydrocyclone	<b>HID4P</b>
									Automatic cleaning kit 2" 220V (Valve, timer, transformer, solenoid and filter) for one hydrocyclone	<b>KL2C</b>
									Automatic cleaning kit 2" batteries (Valve, programmer, solenoid and filter) for one hydrocyclone	<b>KL2MO</b>
									Hydrocyclone support 1½"	<b>SH1M</b>

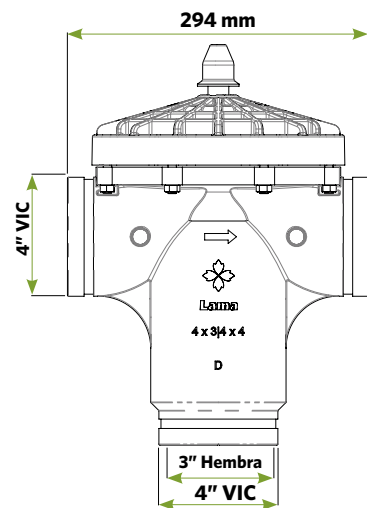
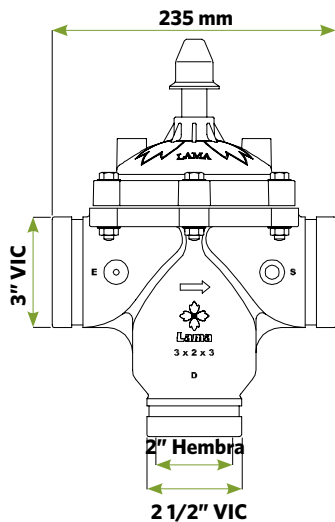
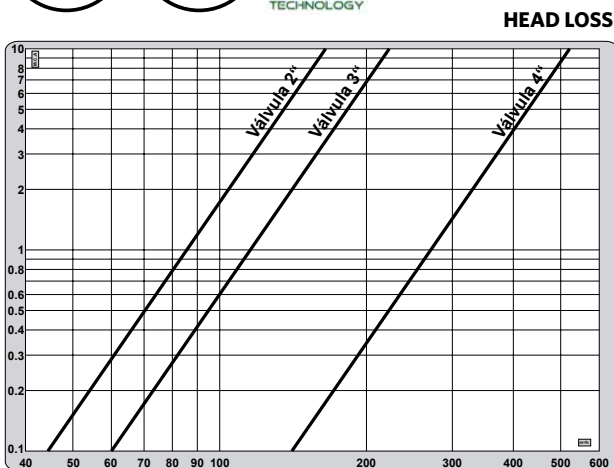
Flow Limit 4m H.D.	Max. recommended flow (m <sup>3</sup> /h)	Description	Code without drainage collector	Code with drainage collector
32	44	Station made by 2 HID2 Ø4"	<b>HID2PX2</b>	<b>HID2P2D</b>
74	100	Station made by 2 HID3 Ø6"	<b>HID3PX2</b>	<b>HID3P2D</b>
111	150	Station made by 3 HID3 Ø6"	<b>HID3PX3</b>	<b>HID3P3D</b>
148	200	Station made by 4 HID3 Ø8"	<b>HID3PX4</b>	<b>HID3P4D</b>
222	300	Station made by 6 HID3 Ø10"	<b>HID3PX6</b>	<b>HID3P6D</b>
90	120	Station made by 2 HID4 Ø6"	<b>HID4PX2</b>	<b>HID4P2D</b>
135	180	Station made by 3 HID4 Ø8"	<b>HID4PX3</b>	<b>HID4P3D</b>
180	240	Station made by 4 HID4 Ø8"	<b>HID4PX4</b>	<b>HID4P4D</b>
270	360	Station made by 6 HID4 Ø10"	<b>HID4PX6</b>	<b>HID4P6D</b>

# GloboValve



## MATERIALS


- Body:** cast steel
- Membrane:** synthetic rubber nitrile 60 ° Shore
- Shaft:** stainless steel
- ShaftsValve:** vulcanized rubber
- Cover:** glass fiber reinforced polyamide



Max. recommended flow (m <sup>3</sup> /h)		Weight (Kg)	Package volume (m <sup>3</sup> )	Description	Code
Principal	Drainage				
60	32	8	0,026	3x2x3 Globo basic connection VIC (unequipped)	<b>VN32</b>
150	61	17	0,043	4x3 / 4 x 4 Globo basic connection VIC (unequipped)	<b>VN44</b>
60	32	8	0,026	3x2x3 Globo connection VIC, equipped with solenoid 24V AC N.C.	<b>VC32</b>
150	61	17	0,043	4x3 / 4x4 Globo connection VIC, equipped with solenoid 24V AC N.C.	<b>VC44</b>



# GloboPlastic



## MATERIALS

**Body:** glass fiber reinforced polyamide

**Membrane:** synthetic rubber nitrile 60 ° Shore

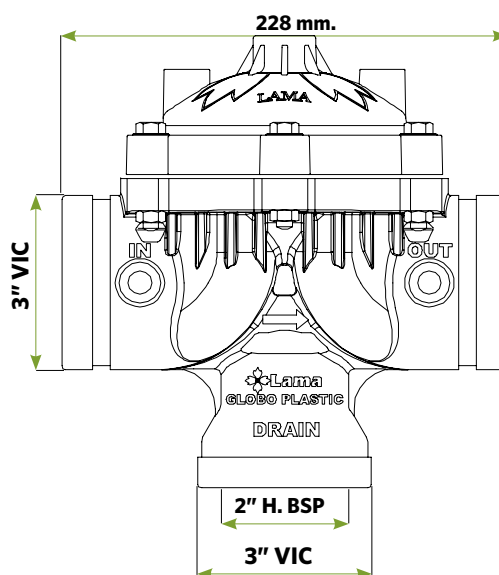
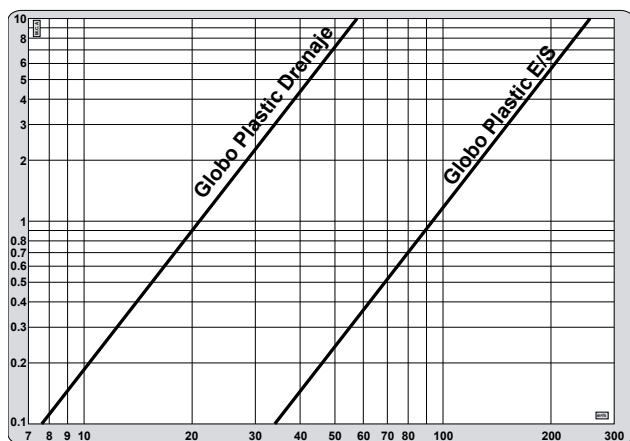
**Shaft:** stainless steel

**Shaft Valve:** vulcanized rubber

**Cover:** glass fiber reinforced polyamide



HEAD LOSS



Max. recommended flow (m³/h)		Weight (Kg)	Package volume (m³)	Description	Code
Principal	Drainage				
60	32	2	0,026	3x2x3 Globo Plastic connection VIC (unequipped)	<b>VP32</b>
60	32	2,5	0,026	3 x 2 x 3 Globo Plastic connection VIC, equipped with solenoid 24V AC N.C.	<b>VPE3</b>
60	32	3	0,030	3 x 2 x 3 Globo Plastic: 2 connection VIC + 2 flanges (unequipped)	<b>VP32BRI</b>



# Accessoires & spare parts

Most of our spare parts and accessories are available in our online shop

**[www.lamastore.es](http://www.lamastore.es)**.

We invite you to place your orders using this service.





# Accessoires

Description	Code
New programmer Mini'S no adjusted for filters EKO, EKOLU and EKOSENIOR (valid for 220V and 12V)	<b>FLMS</b>
New programmer Mini'S no adjusted for filters EKO, EKOLU and EKOSENIOR + PRESSURE GAUGE (valid for 220V and 12V)	<b>FLMSPRE</b>
New programmerr <b>RIO</b>	<b>RIO8</b>
New programmer <b>RIO 16</b>	<b>RIO16</b>
New touch programmer	<b>-----</b>
1/4" LAMA glycerine pressure gauge (Rank of measure from 0 to 10 Kg/cm <sup>2</sup> ) Please ask for others ranks	<b>MANO</b>
Pressure gauge with maximun indicator of 10 Kg/cm <sup>2</sup>	<b>MANA</b>
LAMA differential pressostat (0-1 Kg/cm <sup>2</sup> ) Electric signal	<b>PRES</b>
Pressure sensor for programmers	<b>SPI8</b>
Hydraulic relay (Equipped)	<b>CSLC</b>
Hydraulic relay (Unequipped)	<b>CEBM</b>
Standard solenoid 1/8" 24 VAC N.C.	<b>SLNC</b>
Standard solenoid 1/8" 24 VAC N.A.	<b>SLNA</b>
Latch solenoid 1/8"	<b>LACHBA</b>
12V Battery equipped with charge controller and waterproof case	<b>BATEEQ</b>
Battery 12V	<b>BATE</b>
Solar collector 12V	<b>PLAC</b>
1" Hydraulic plastic valve	<b>VH1P</b>
1½" Hydraulic plastic valve	<b>VH12P</b>
2" Hydraulic plastic valve	<b>VH2P</b>
2" Hydraulic metallic valve	<b>VHC2</b>
3" Hydraulic metallic valve	<b>VH3C</b>
LAMA`s 2" automatic suction pad, double effect	<b>VE2L</b>
LAMA`s 1" automatic suction pad, double effect	<b>VE1L</b>
LAMA`s 1" sphere suction pad, double effect	<b>VV1L</b>
Option connection flange 3" valve 3×2×3	<b>KCV3</b>
Option Connection flange 4" valve 3×2×3	<b>KCV4</b>
Grooved VIC 2" to thread BSP 2" (Metal)	<b>PON2</b>
Grooved VIC 3" to thread BSP 3" (Metal)	<b>PON3</b>
Grooved VIC 4" to thread BSP 4" (Metal)	<b>PON4</b>



New Programmer **RIO**



Programmer **Mini'S**



Hydraulic relay



Sensor



Solenoid



Suction pad 1"



Suction pad 2"



Grooved Vic

# Accesorires

Description	Code
220V Electrical motor for suction scanner	<b>MOEL220</b>
3" LAMA stabilizing valve completely equipped	<b>VSL3</b>
4" LAMA stabilizing valve completely equipped	<b>VSL4</b>
6" LAMA stabilizing valve completely equipped	<b>VSL6</b>
8" LAMA stabilizing valve completely equipped	<b>VSL8</b>
10" LAMA stabilizing valve completely equipped	<b>VSL1</b>
12" LAMA stabilizing valve completely equipped	<b>VS12</b>
14" LAMA stabilizing valve completely equipped	<b>VS14</b>
3" LAMA stabilizing valve completely equipped for ITS	<b>VSL3INT</b>
4" LAMA stabilizing valve completely equipped for ITS	<b>VSL4INT</b>
6" LAMA stabilizing valve completely equipped for ITS	<b>VSL6INT</b>
8" LAMA stabilizing valve completely equipped for ITS	<b>VSL8INT</b>
10" LAMA stabilizing valve completely equipped for ITS	<b>VSLOINT</b>
12" LAMA stabilizing valve completely equipped for ITS	<b>VS12INT</b>
14" LAMA stabilizing valve completely equipped for ITS	<b>VS14INT</b>
Butterfly valve "Sandwich" 3"	<b>VMP3</b>
Butterfly valve "Vic" 3"	<b>VM3V</b>
Butterfly valve "Sandwich" 4"	<b>VMP4</b>
Butterfly valve "Sandwich" 5"	<b>VMP5</b>
Butterfly valve "Sandwich" 6"	<b>VMP6</b>
Butterfly valve "Sandwich" 8"	<b>VMP8</b>
2" VIC conection	<b>VIC2</b>
3" VIC conection	<b>VIC3</b>
4" VIC conection	<b>VIC4</b>
6" VIC conection	<b>VIC6</b>
3" Plastic VIC conection	<b>VIC3PLA</b>
4" Plastic VIC conection	<b>VIC4PLA</b>
3"-2" VIC conection	<b>VIC32</b>
4"-3" VIC conection	<b>VIC43</b>
2" Female thread BSP to 2" VIC grooved (plastic) and joint ring	<b>RHV2</b>
3" Female thread BSP to 3" VIC grooved (Plastic) and joint ring	<b>RHV3</b>
3" DIN 2546 flange to 3" VIC grooved (Metal)	<b>B3EV</b>
4" DIN 2546 flange to 4" VIC grooved (Metal)	<b>B4EV</b>
3" DIN 2546 flange to 3" female thread BSP (Metal)	<b>BR3H</b>
3" Flange other norms to 3" female thread BSP (Metal)	-----



Electric motor



Stabilizing valve completely



Butterfly valve



Vic connection



Vic plastic




Vic flange



## Sand spare parts


Ø Body (mm.)	CENTRAL COLLECTOR	VOLCANIC SAND CODE ARBA	CLOSING JOINTS			
	Code	Code	UPPER		LOWER	
			Code	Size (mm)	Code	Size (mm)
350 Collectors	<b>TEU1</b>	<b>30 Kg</b>	<b>J175</b>	175 x 145	<b>TML2</b> (blockage)	-
500 Collectors	<b>TE1½</b>	<b>100 Kg</b>	<b>J175</b>	175 x 145	<b>J175</b>	175 x 145
700 Collectors	<b>TEU2</b>	<b>200 Kg</b>	<b>J175</b>	175 x 145	<b>J175</b>	175 x 145
800 Collectors	<b>TE3C</b>	<b>300 Kg</b>	<b>J175</b>	175 x 145	<b>J175</b>	175 x 145
950 Collectors	<b>TEU3</b>	<b>500 Kg</b>	<b>J175</b>	175 x 145	<b>J175</b>	175 x 145
1.200 Collectors	<b>TEU4</b>	<b>800 Kg</b>	<b>J175</b>	175 x 145	<b>J175</b>	175 x 145
700 Mushrooms	<b>(21 units)</b>	<b>170 Kg</b>	<b>J175</b>	175 x 145	<b>J175</b>	175 x 145
950 Mushrooms	<b>(24 units)</b>	<b>420 Kg</b>	<b>J175</b>	175 x 145	<b>J175</b>	175 x 145
1.200 Mushrooms	<b>(24 units)</b>	<b>700 Kg</b>	<b>J175</b>	175 x 145	<b>J175</b>	175 x 145








Injected screen



External screen



Internal screen



## Screen spare parts

Filter Code	FILTERING CARTRIDGE			CLOSING JOINTS			
	NEW		SCREEN REPLACEMENT	COVER JOINT		INSIDE JOINT	
	Code	Size (mm)	Code	Code	Size (mm)	Code	Size (mm)
GL2V	CGL2*	110 x 344	MGL2	JFMA	175 x 90	JFMB	150 x 85
GL3V	CFM3*	110 x 494	MFM3	JFMA	175 x 90	JFMB	150 x 85
FMY2	CGL2*	110 X 344	MGL2	JFMA	175 x 90	JFMB	150 x 85
FMY3	CFM3*	110 x 494	MFM3	JFMA	175 x 90	JFMB	150 x 85
FM4B	CF4B*	160 x 488	MF4B	J4BA	230 x 125	J4BB	205 x 125
FMY4	CFM4	160 x 654	MFM4	JTLA	260 x 130	JTLB	235 x 125
FMY5	CFM5	160 x 654	MFM5	JTLA	260 x 130	JTLB	235 x 125
FMY6	CFM6	200 x 891	MFM6	JF6A	335 x 160	JF6B	215 x 165
FMY8	CFM8	315 x 1230	MFM8	J315/JA35	330 x 275	J315	330 x 275
FM10	CF10	315 x 1480	MF10	J315/JA35	330 x 275	J315	330 x 275
FML4	CFM5	160 x 654	MFM5	JTLA	130 x 260	JTLB	235 x 125
FML6	CFL6	200 x 1495	MFL6	JF6A	160 x 335	JF6B	215 x 165
FML8	CFL8	200 x 1745	MFL8	JF6A	160 x 335	JF6B	215 x 165
F10L	CL10	315 x 1730	ML10	J315/JA35	330 x 275	J315	330 x 275
F12L	CL12	315 x 1980	ML12	J315/JA35	330 x 275	J400	-
F16L	CL16	400 x 1874	ML16	JB24	-	T103	98 x 3
FMS2	CMS2*	110 x 348	MMS2	-	-	T103	98 x 3
FVM3/FMS3	CMS3*	110 x 501	MMS3	-	-	T103	98 x 3
A1MI	CA11/2	160 x 210	MA1½	JCA2	230 x 65	JFA2	210 x 127
A2CI	CAU2	160 x 280	MAU2	JCA2	230 x 65	JFA2	210 x 127
A3CI	CAU3	315 x 280	MAU3	JCA4	420 x 95	J315	330 x 275
A4CI	CAU4	315 x 463	MAU4	JCA4	420 x 95	J315	330 x 275
A5CI	CAU5	315 x 519	MAU5	JCA4	420 x 95	J315	330 x 275
A6CI	CAU6	315 x 668	MAU6	JCA4	420 x 95	J315	330 x 275
A8ETMBI	C8EG200	315 x 1039	MA8ET	JCA4	420 x 95	J315	330 x 275
A10ETBI	C10EG20	315 x 1095	M10C	JCA4	420 x 95	J315	330 x 275
A12ETBI	C12EG20	315 x 1299	M12A	JCA4	420 x 95	J315	330 x 275
FCY2	CFY2	110 x 344	MFY2	JFMA	175 x 90	JC3B	150 x deflector
FCY3	CFY3	110 x 494	MFY3	JFMA	175 x 90	JC3B	150 x deflector
FC4C	CF4C	160 x 488	MF4C	J4BA	230 x 125	J4CB	205 x deflector
FCY5	CFM5	160 x 654	MFM5	JTLA	260 x 130	JC4B	235 x deflector
FCY6	CFY6	200 x 891	MFY6	JF6A	335 x 160	JF6B	215 x 165
FCS2	CCS2	110 x 331	MCS2	T103	98 x 3	JFSA	120 x deflector
FVC3/FCS3	CCS3	110 x 480	MCS3	T103	98 x 3	JFSA	120 x deflector

Codes having an asterisk \* mean that the filtration cartridge has an outside screen.

Cartridge section	Ø 282	135 mm	0,190 mm screen	<b>T28P135</b>
Cartridge section	Ø 144	176 mm	0,190 mm screen	<b>T14P176</b>
Cartridge section	Ø 282	135 mm	0,130 mm screen	<b>T28P13R</b>
Cartridge section	Ø 144	176 mm	0,130 mm screen	<b>T14P17R</b>



## Disc spare parts

Filter Code	FILTERING CARTRIDGE		CLOSING JOINTS			
	NEW		UPPER		LOWER	
	Code	Size (mm)	Code	Size (mm)	Code	Size (mm)
<b>FV2D</b>	<b>CA2R</b>	110 x 345	<b>JFMA</b>	175 x 90	<b>JFMB</b>	150 x 85
<b>FV3D</b>	<b>CA3R</b>	110 x 495	<b>JFMA</b>	175 x 90	<b>JFMB</b>	150 x 85
<b>FY2D</b>	<b>CA2R</b>	110 x 345	<b>JFMA</b>	175 x 90	<b>JFMB</b>	150 x 85
<b>FY3D</b>	<b>CA3R</b>	110 x 495	<b>JFMA</b>	175 x 90	<b>JFMB</b>	150 x 85
<b>FD4D</b>	<b>(2)CA3R</b>	110 x 495	<b>(2)JFMA</b>	175 x 90	<b>(2)JFPD</b>	120 x 80
<b>FDS2</b>	<b>CS2R</b>	110 x 345	-	-	<b>T103</b>	98 x 3
<b>FVD3/FDS3</b>	<b>CS3R</b>	110 x 500	-	-	<b>T103</b>	98 x 3
<b>FDC2</b>	<b>CRC2</b>	110 x 325	<b>T103</b>	98 x 3	-	-
<b>FVA3/FDC3</b>	<b>CRC3</b>	110 x 470	<b>T103</b>	98 x 3	-	-

Number of disc in an Autosenior filter	Size	Tower number	190µ	130µ	100µ	250µ	50µ	20µ
<b>FAS3TR</b>	3"	1	337	401	-	335	500	510
<b>FA4P</b>	4"	2	337	401	-	335	500	510

Description	Code
LAMA parallel green disc (disc opening 20 microns)	<b>ANVE</b>
LAMA parallel blue disc (disc opening 50 microns)	<b>ANAZ</b>
LAMA parallel orange disc (disc opening 100 microns)	<b>ANNA</b>
LAMA parallel yellow disc (disc opening 115 microns)	<b>ANAM</b>
LAMA parallel red disc (disc opening 190 microns)	<b>ANIL</b>
LAMA parallel brown disc (disc opening 250 microns)	<b>ANMA</b>





# SALES CONDITIONS



## ORDERS

All orders must be made in writing and signed by a duly accredited person, indicating the place of destination and means of transport for the goods. Orders can be anticipated by telephone and must be ratified in writing. The accepted orders will be subject to the terms and conditions of sale of **FERNANDO LAMA S.L.U** and **LAMA SISTEMAS DE FILTRADO S.L.U**

Orders must be placed by e-mail to the address:

**lama@lama.es**

If it is a new item, you must indicate the quantity and the code or trade name of it.

- If it is a spare material, in addition to the quantity and the code or trade name of the selected item, you must also indicate the lot number or the purchase invoice of the station for which the spare parts are intended.

- If it is an old equipment, we have the necessary spare parts and you can request them in writing in any of the ways mentioned above.

On our website you can find all descriptions and take apart of the equipment you need **www.lama.es**

Our goods are served under reservation of title until full payment of the debt according to Law 3/2004 of December 29.



## SHIPPING

Unanticipated freight and costs (packaging, sea and air shipments) are under the **responsibility and risk of the buyer**; as well as the import documentation in the countries of destination and the extra documents required by the banks.

The **goods always travel at the risk of the buyer**, and the insurance is at the buyer's expense. The company considers the goods to be ready for dispatch correctly packed and placed on the truck, at the factory. Please check the goods received. In the event of any incident, please leave a written record on the agency's delivery note. Any damage produced during transport must be claimed to the agency offering the service within a maximum period of 24 hours from receipt of the goods.

**LAMA sells EX-WORKS.**



## RETURN

**No returns or claims will be accepted after 15 days of receipt.**

Returns will be charged with **10% of the invoiced amount for packing costs** and must come with their original packaging in perfect condition.

The use of the products for aims and pressures different from the recommended ones, will exempt to **FERNANDO LAMA, S.L.U** and **LAMA SISTEMAS DE FILTRADO, S.L.U.**, of any responsibility.

# PAYMENT

INDEX



## CASH

Those orders paid to **LAMA SISTEMAS DE FILTRADO S.L.U** or **FERNANDO LAMA S.L.U**, before the expedition of the material, are considered cash sales.



## DEFERRED PAYMENT

Applicable only to distributors who have met the company's business requirements. Payment will be made, at the latest, **60 days after the invoice date** (Law 15/2010 of July 5th), direct debited, accepted by bank transfer and guaranteed by the insurance company.

The method of payment by confirming will lead to an increase in financial expenses of **2.5%**.

The **first order** (new customer) **will be made in cash.**

The materials remain the property of the manufacturer until **full payment is made.**

Orders will be accepted and invoiced at the prices in force on the **date of dispatch.**

**FERNANDO LAMA S.L.U** or **LAMA SISTEMAS DE FILTRADO** can **change the prices without notifying the customer.**

The expressed prices in the price list do not include taxes.

In the event of non-payment, **interest on arrears** and other costs incurred **shall be borne by the purchaser.**

The invoice will be in **euros (€).**



**IMPORTANT WARNING:** the price tariff for the current fiscal year 2023, that is published herein, is merely informative, and is an estimation, so it could undergo changes throughout the year due to possible changes in the price of raw materials. The company is neither subject to nor obliged to maintain the prices indicated in the tariff, nor to publish any potential variation thereof.



[www.lama.es](http://www.lama.es)

---

#### **SPAIN**

Calle Artesanía 1-3-5, Polígono Industrial Guadalquivir, 41120 Gelves (Sevilla) Spain - Telf. (+34) 955 77 77 10 - [lama@lama.es](mailto:lama@lama.es)

---

#### **MAROC**

Lot. Banque Populaire, 73 Rue Arrahma N° 8 Porte Droite B - Tanger, Maroc  
[maroc@lama.es](mailto:maroc@lama.es)

Portab.: 00212 (0) 6 61 42 36 05 - Telf.: 00212 (0) 5 39 31 32 12 - Fax: 00212 (0) 5 39 31 32 11

---

**TUNISIE** - Bureau Commercial: [tunisie@lama.es](mailto:tunisie@lama.es)

---

**ITALIA** - Commercial Office: [italia@lama.es](mailto:italia@lama.es)

---

**FRANCE** - Bureau Commercial: [france@lama.es](mailto:france@lama.es)

---

**CHILE** - Oficina Comercial: [chile@lama.es](mailto:chile@lama.es)

---

**MÉXICO** - Oficina Comercial: [mexico@lama.es](mailto:mexico@lama.es)

---

**PERÚ** - Oficina Comercial: [peru@lama.es](mailto:peru@lama.es)

---

**PORTUGAL** - Commercial Office: [portugal@lama.es](mailto:portugal@lama.es)

---

**IRAN** - Commercial Office: [iran@lama.es](mailto:iran@lama.es)